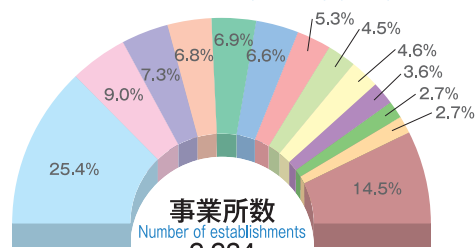
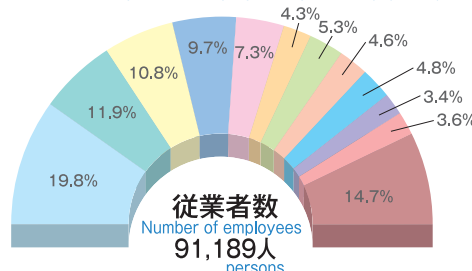


## 8 工業 Manufacturing

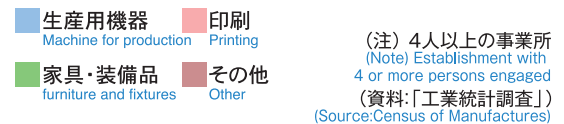
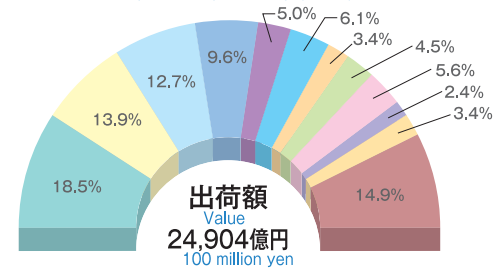
産業分類別事業所数 (平成24年)  
Number of establishments by industry (2012)



産業分類別従業者数 (平成24年)  
Number of persons employees by industry (2012)

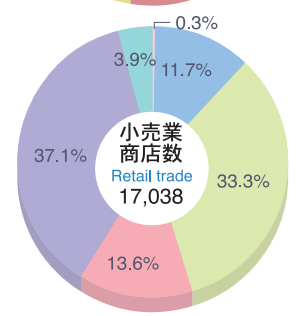
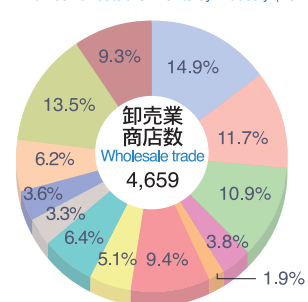


産業分類別製造品出荷額等 (平成24年)  
Value of shipments by industry (2012)

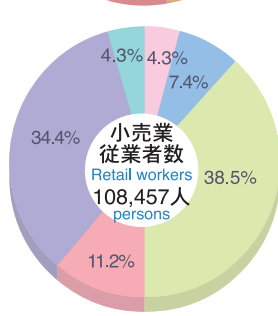
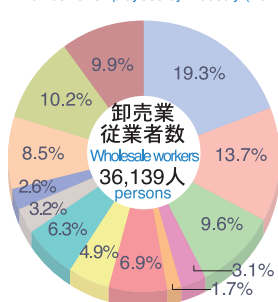


## 8 商業 Domestic Trade

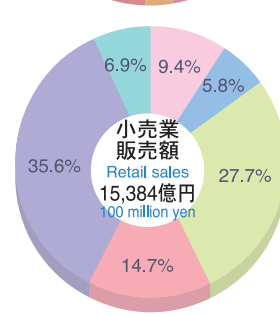
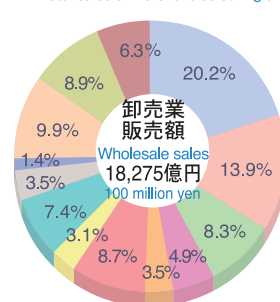
産業分類別商店数 (平成24年)  
Number of establishments by industry (2012)



産業分類別従業者数 (平成24年)  
Number of employees by industry (2012)

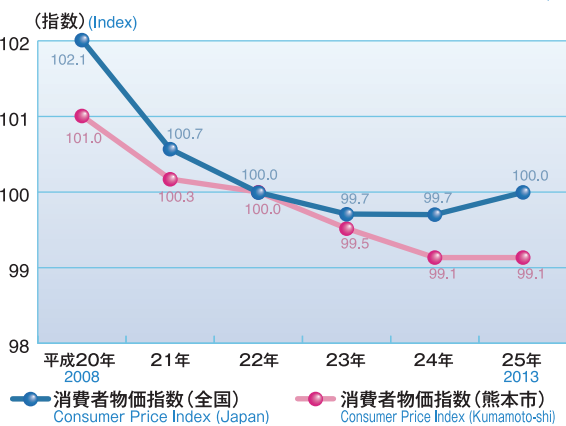


産業分類別年間商品販売額 (平成24年)  
Total sales of merchandise during the year by industry (2012)



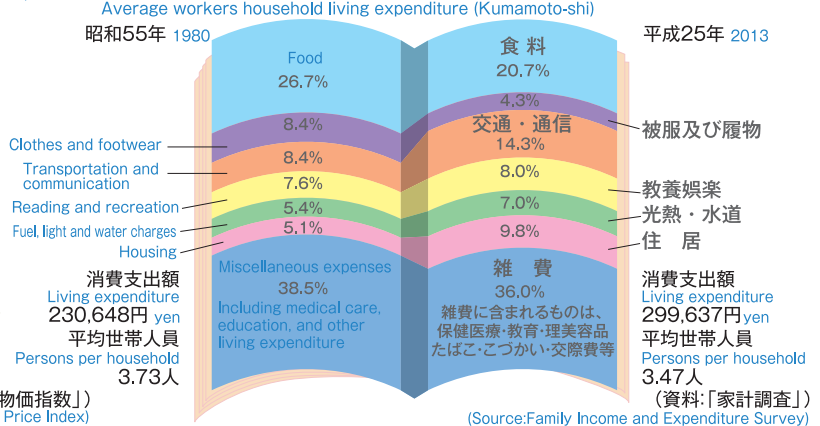
## 9 生活 Standard of Living

消費者物価指数の推移 (平成22年=100) Consumer price index (2010=100)



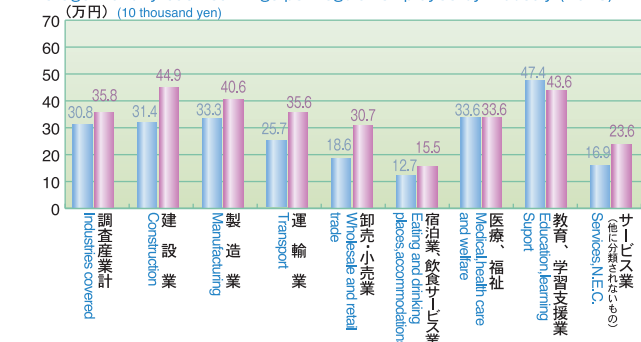
(資料:「消費者物価指数」) (Source: Consumer Price Index)

家計消費支出 (熊本市勤労者世帯1ヶ月平均: 単身世帯を除く)  
Average workers household living expenditure (Kumamoto-shi)



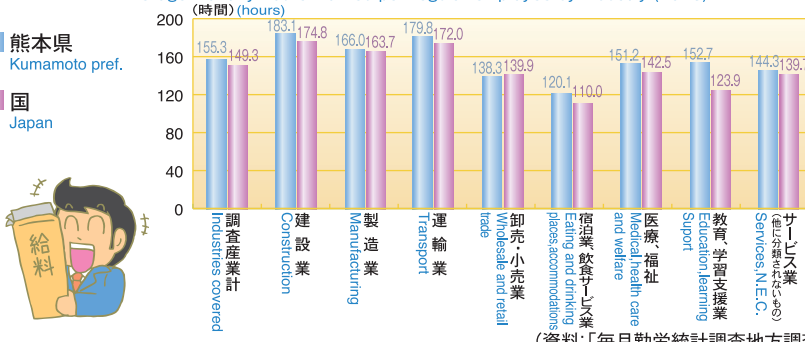
## 10 労働 Labour

産業別常用労働者1人平均月間現金給与額 (平成25年)  
Average monthly cash earnings per regular employee by industry (2013)



(注) 常用労働者30人以上の事業所 (Note) Establishments with 30 or more regular employees

産業別常用労働者1人平均月間総実労働時間数 (平成25年)  
Average monthly hours worked per regular employee by industry (2013)



(資料:「毎月勤労統計調査地方調査」) (Source: Monthly Labour Survey, Prefectural Survey)