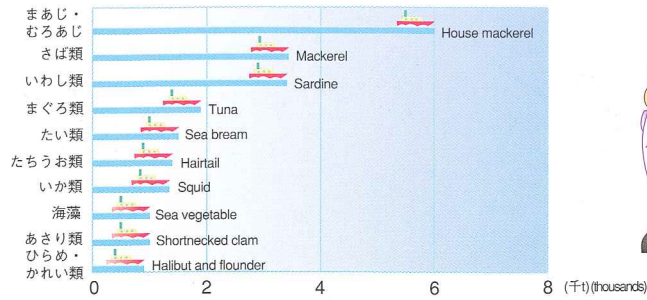


●海面主要魚種別漁獲量 (平成9年)  
Quantity of fish caught(1997)



(資料:九州農政局) (Source:Kyushu Agricultural Bureau)

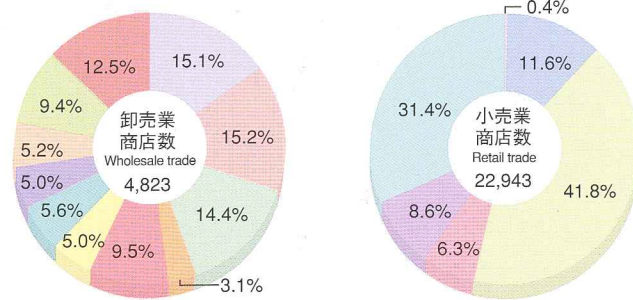
●漁業種別生産額の推移  
Production value by type of marine fishery



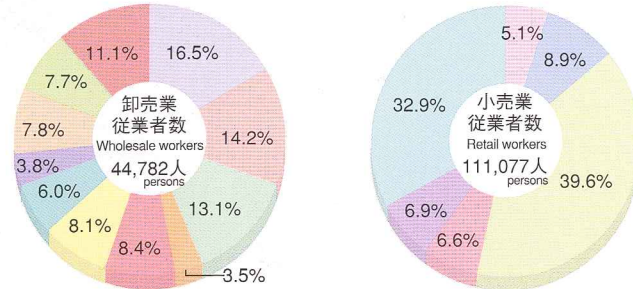
(資料:九州農政局) (Source:Kyushu Agricultural Bureau)

商業 Domestic Trade

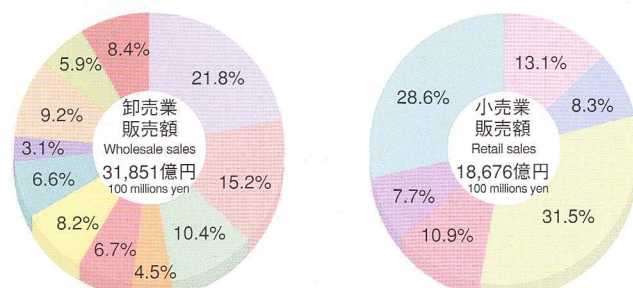
●産業分類別商店数 (平成9年) Number of establishments by industry(1997)



●産業分類別従業者数 (平成9年) Number of employees by industry(1997)



●産業分類別年間販売額 (平成9年) Total sales during the year by industry(1997)



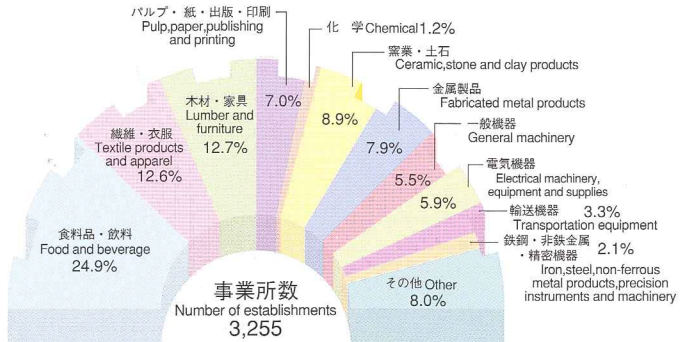
- 農畜産物・水産物 (Agricultural, animal, poultry, farm and aquatic products)
- 食料・飲料 (Food and beverages)
- 建築材料 (Building materials)
- 鉱物・金属材料等 (Minerals and metals)
- 一般機械器具 (General machinery and equipment)
- 自動車 (Motor vehicles)
- 電気機械器具 (Electrical machinery, equipment and supplies)
- 家具・建具・じゅう器等 (Furniture, fixtures and house furnishings)
- 医薬品・化粧品等 (Drugs and toiletries)
- 他に分類されない卸売業 (Other products, not classified elsewhere)
- その他 (Other)
- 各種商品 (General merchandise)
- 繊維・衣服・身の回り品 (Textile goods, apparel and accessories)
- 飲食品 (Food and beverage)
- 自動車・自転車 (Motor vehicles and bicycles)
- 家具・じゅう器・家庭用機械器具 (Furniture, household utensils and household appliances)
- その他 (Other)

(注) 飲食店を除く (Excludes eating and drinking establishments)

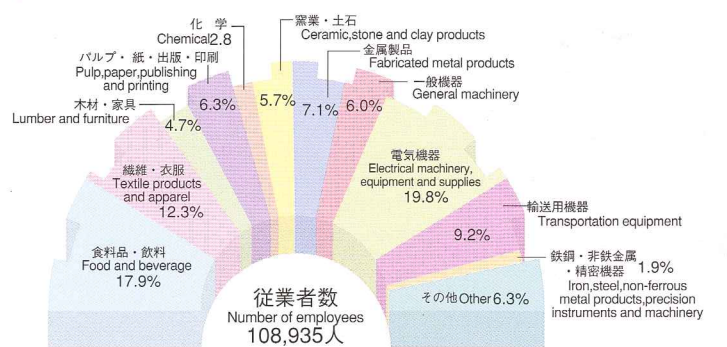
(資料:「商業統計調査」) (Source:Census of Commerce)

工業 Manufacturing

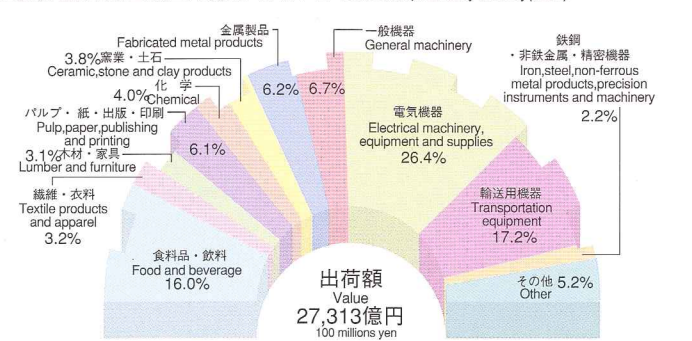
●産業分類別事業所数 (平成9年) Number of establishments by industry(1997)



●産業分類別従業者数 (平成9年) Number of employees by industry(1997)



●産業分類別製造品出荷額等 (平成9年) Value of shipments by industry(1997)

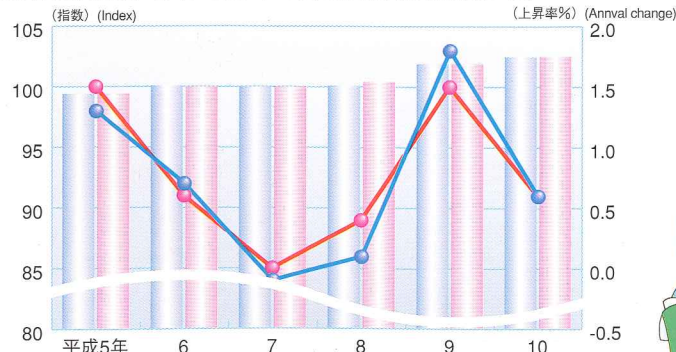


(注) 4人以上の事業所 (Businesses with 4 or more persons employed)

(資料:「工業統計調査」) (Source:Census of Manufactures)

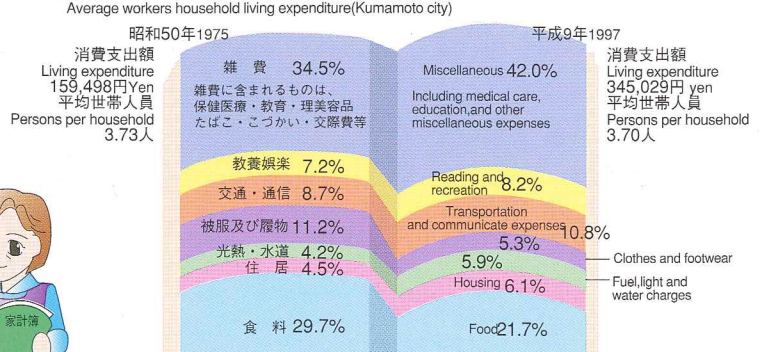
生活 Standard of Living

●消費者物価指数の推移 (平成7年=100) Consumer price index(1995=100)



(資料:「消費者物価指数」) (Source:Consumer Price Index)

●家計消費支出 (熊本市勤労者世帯1ヶ月平均) Average workers household living expenditure(Kumamoto city)



(資料:「家計調査」) (Source:Family Income and Expenditure Survey)