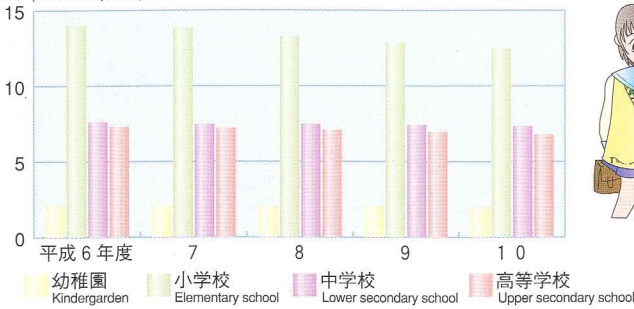
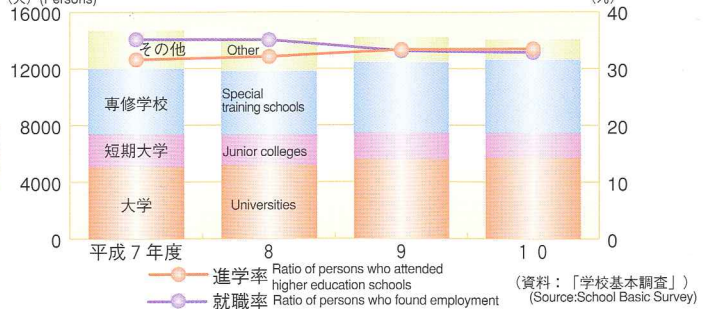


教育 Education

● 幼児・児童・生徒数の推移 (各年度5月1日現在)
 Infants, small children and students (As of May 1st of the fiscal year stated)
 (万人) (10 thousands persons)

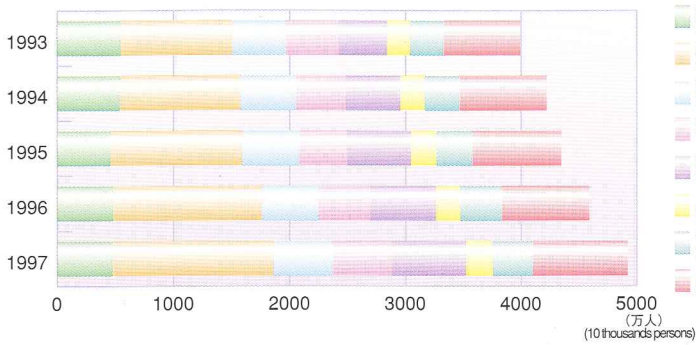


● 高等学校卒業者の進学率及び就職率
 Ratio of Upper Secondary School graduates who attended higher education schools
 (人) (Persons) (%)

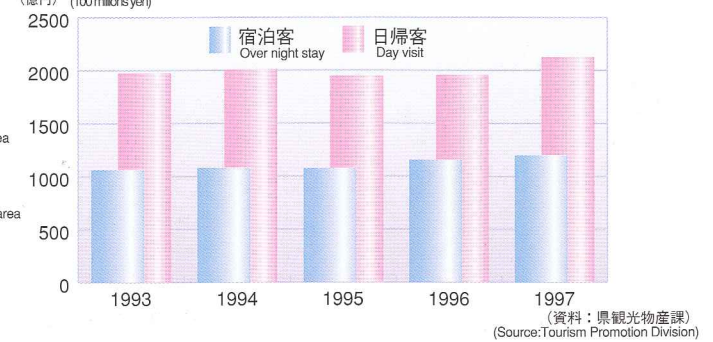


観光 Tourism

● 地域別観光客数の推移 No. of tourists according to region

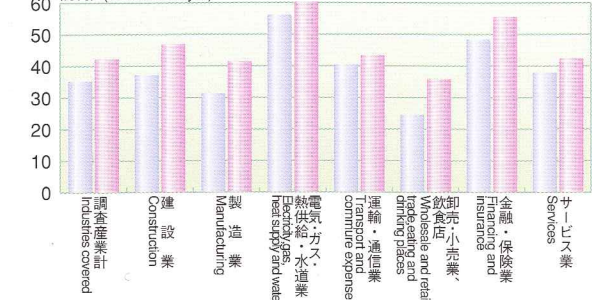


● 観光消費額の推移 Amount of tourist expense within the prefecture
 (億円) (100 millions yen)

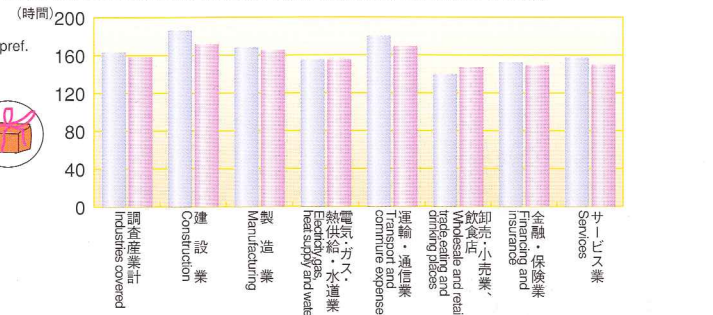


労働 Labor

● 産業別常用労働者1人平均月間現金給与総額 (平成9年平均)
 Monthly cash earnings per regular employee by industry (1997 Average)
 (万円) (10 thousands yen)

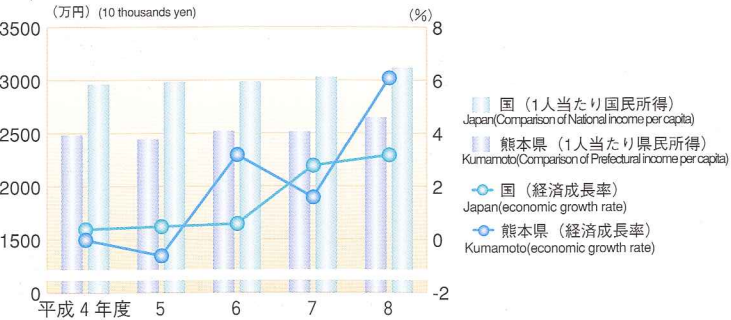


● 産業別常用労働者1人平均月間総実労働時間数 (平成9年平均)
 Monthly hours worked and days worked per regular employee by industry (1997 Average)
 (時間)

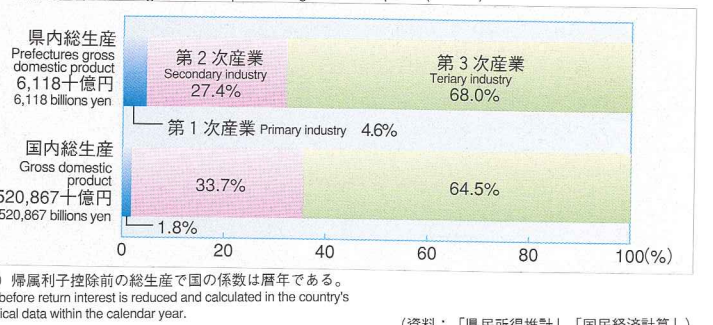


所得 Income

● 1人当たり県(国)民所得と経済成長率(実質)の推移
 Comparison of Prefectural and National income per capita and economic growth rate
 (万円) (10 thousands yen) (%)

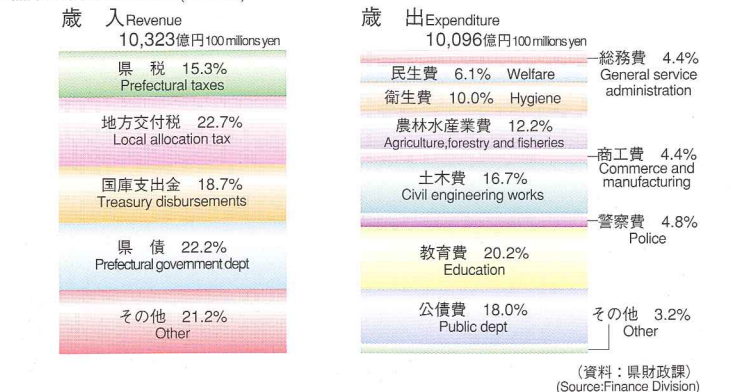


● 国内総生産と県内総生産 (平成8年度)
 Comparison of prefectures gross domestic product and gross domestic product (F.Y.1996)



財政 Public Finance

● 県普通会計決算額 (平成9年度)
 Data on Prefectural accounts (F.Y.1997)



● 県税 (平成9年度)
 Prefectural taxes (F.Y.1997)

