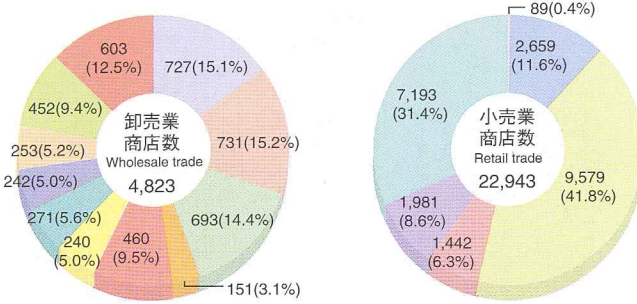
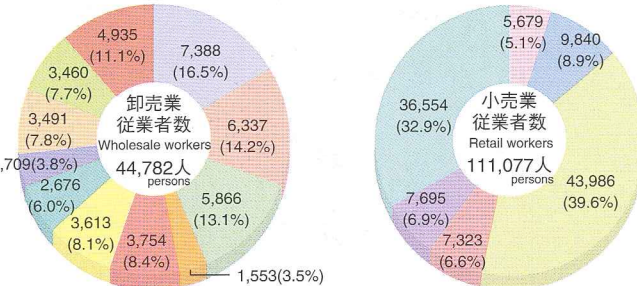


商業 Domestic Trade

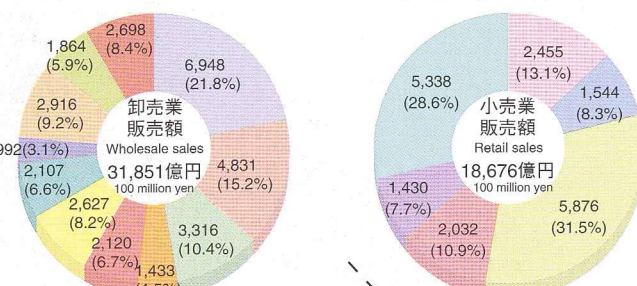
● 産業分類別商店数 (平成9年) Number of establishments by industry(1997)



● 産業分類別従業者数 (平成9年) Number of employees by industry(1997)

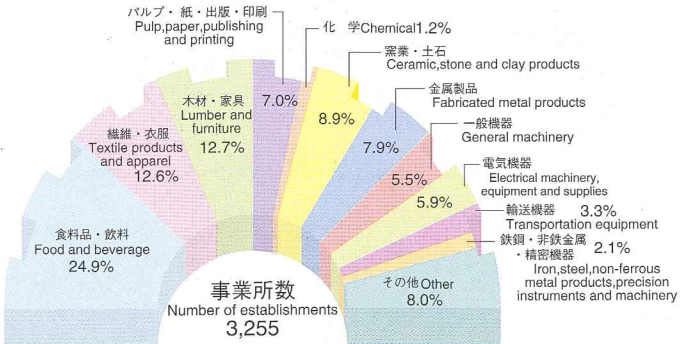


● 産業分類別年間販売額 (平成9年) Total sales during the year by industry(1997)

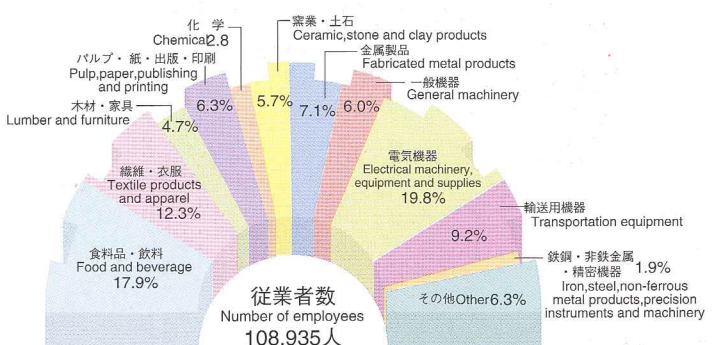


工業 Manufacturing

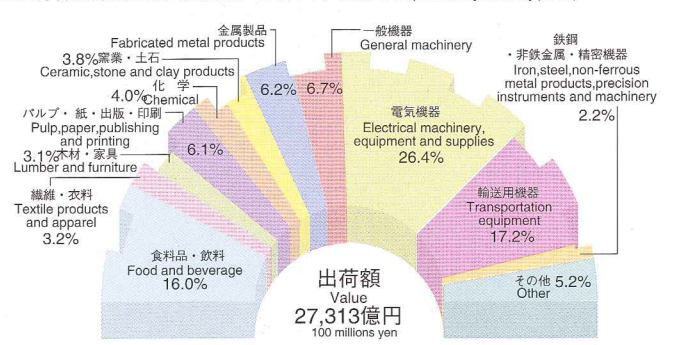
● 産業分類別事業所数 (平成9年) Number of establishments by industry(1997)



● 産業分類別従業者数 (平成9年) Number of employees by industry(1997)



● 産業分類別製造品出荷額等 (平成9年) Value of shipments by industry(1997)

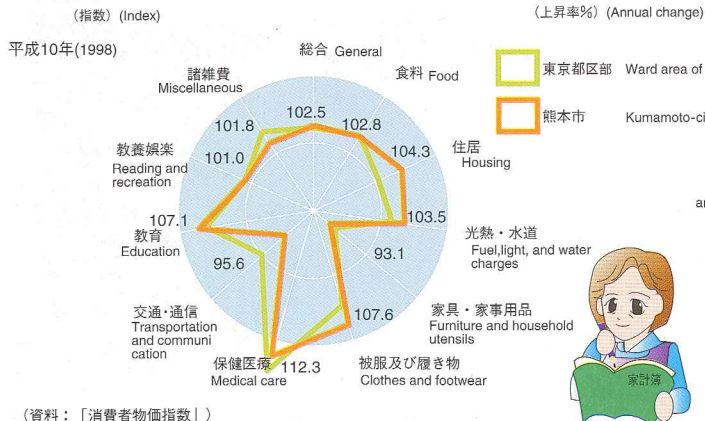


(注) 4人以上の事業所 Businesses with 4 or more persons employed

(資料: 「工業統計調査」) (Source: Census of Manufacturers)

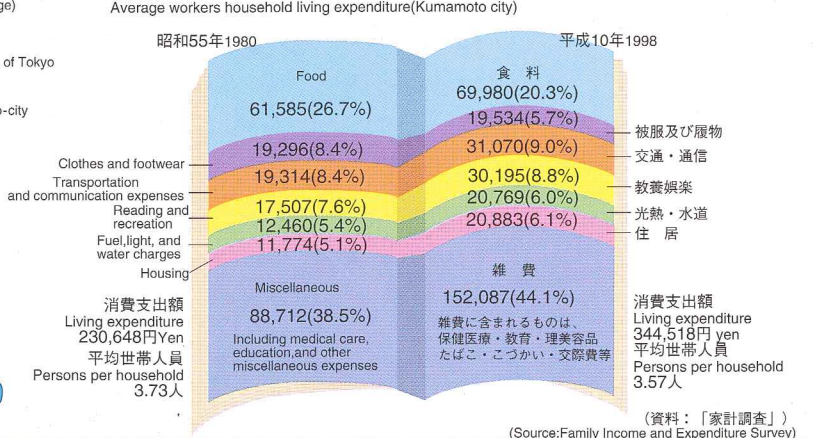
生活 Standard of Living

● 消費者物価指数 (平成7年=100) Consumer price index(1995=100)



(資料: 「消費者物価指数」) (Source: Consumer price index)

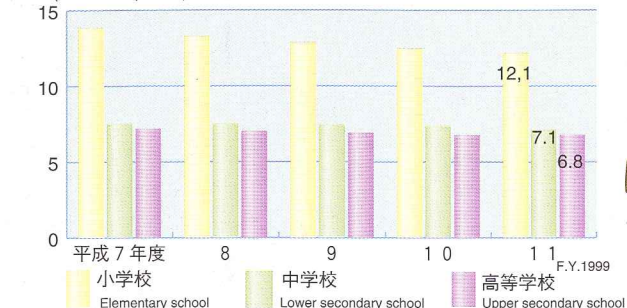
● 家計消費支出 (熊本県勤労者世帯1ヶ月平均) Average workers household living expenditure(Kumamoto city)



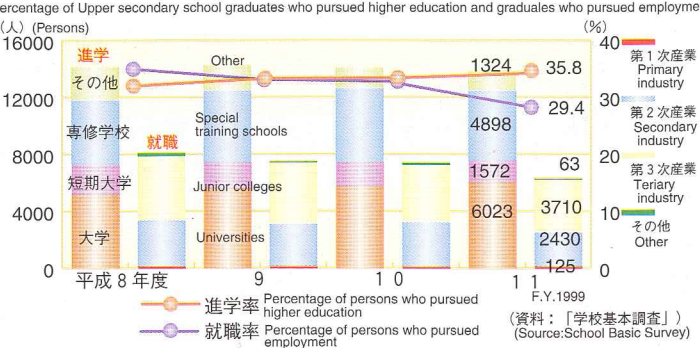
(資料: 「家計調査」) (Source: Family Income and Expenditure Survey)

教育 Education

● 児童・生徒数の推移 (各年度5月1日現在) small children and students(As of May 1st of the fiscal year stated) (万人) (10 thousand persons)



● 高等学校卒業者の進学者数 (率) 及び就職者数 (率) Percentage of upper secondary school graduates who pursued higher education and graduates who pursued employment



(資料: 「学校基本調査」) (Source: School Basic Survey)