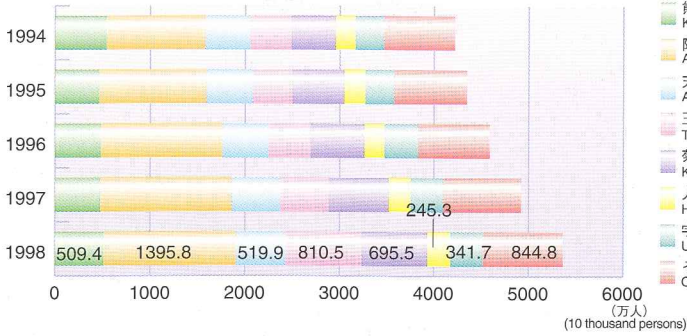
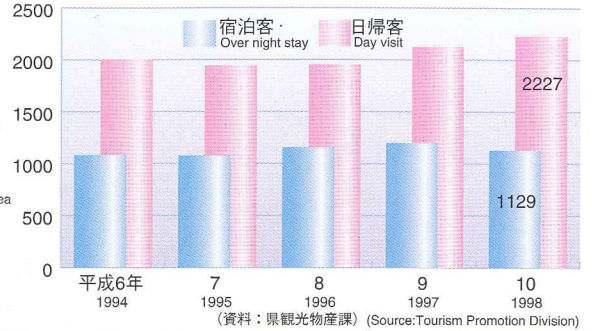


観光 Tourism

●地域別観光客数の推移 No. of tourists by region

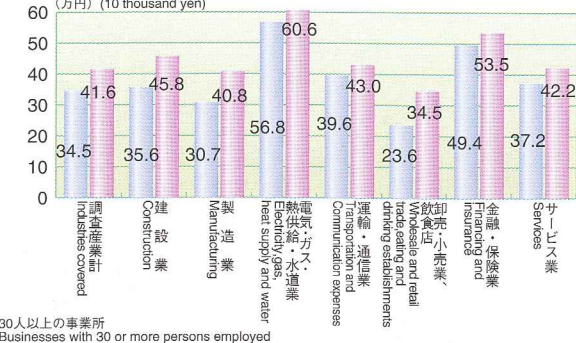


●観光消費額の推移 Tourist expenditures within the prefecture (億円) (100 million yen)

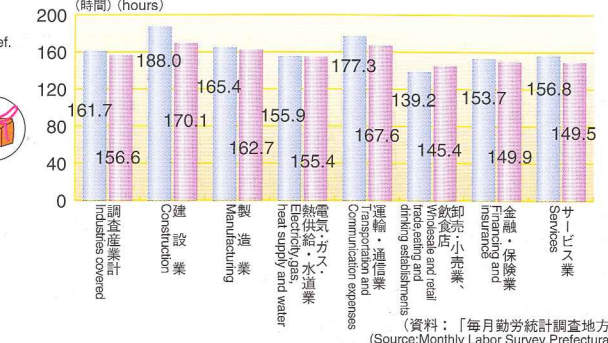


労働 Labor

●産業別常用労働者1人平均月間現金給与総額 (平成10年平均) Monthly cash earnings per regular employee by industry (1998 Average) (万円) (10 thousand yen)

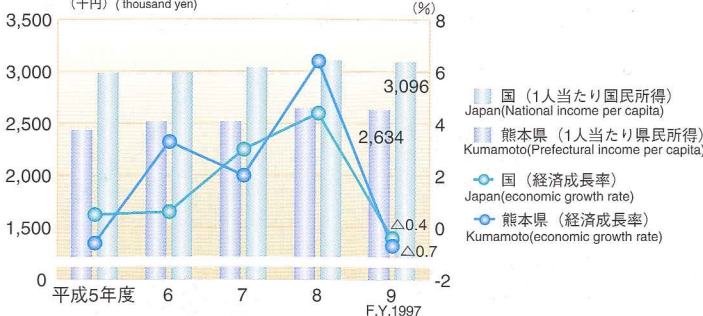


●産業別常用労働者1人平均月間総実労働時間数 (平成10年平均) Monthly hours and days worked per regular employee by industry (1998 Average) (時間) (hours)

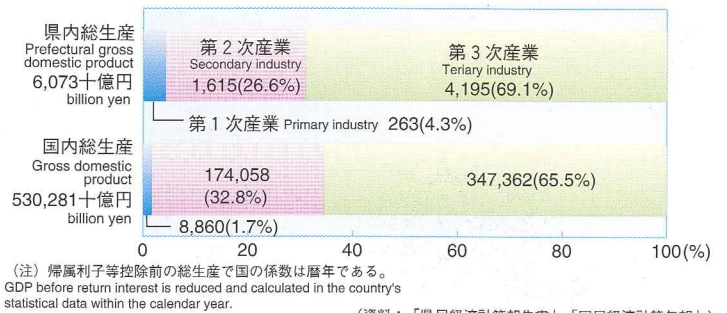


所得 Income

●1人当たり県(国)民所得と経済成長率(実質)の推移 Comparison of Prefectural and National income per capita and economic growth rate (千円) (thousand yen) (%)

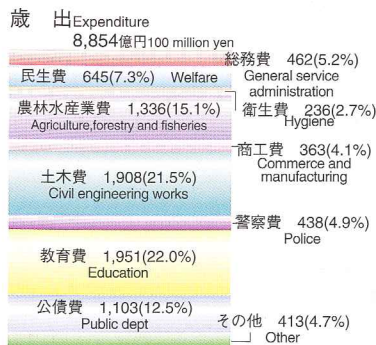


●国内総生産と県内総生産 (平成9年度) Comparison of prefectural gross domestic product and gross domestic product (F.Y. 1997)

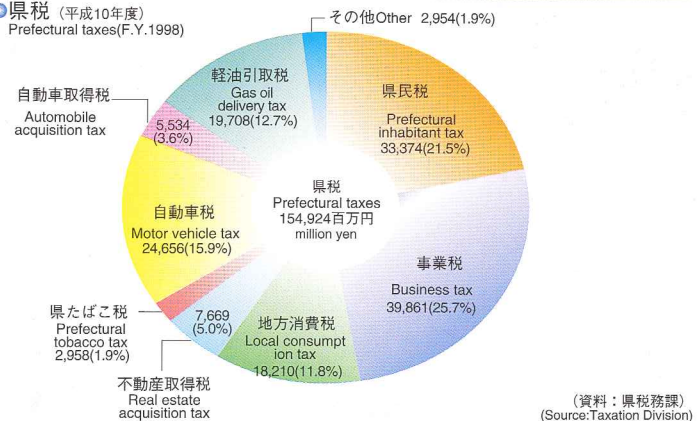


財政 Public Finance

●県普通会計決算額 (平成10年度) Data on Prefectural accounts (F.Y. 1998)

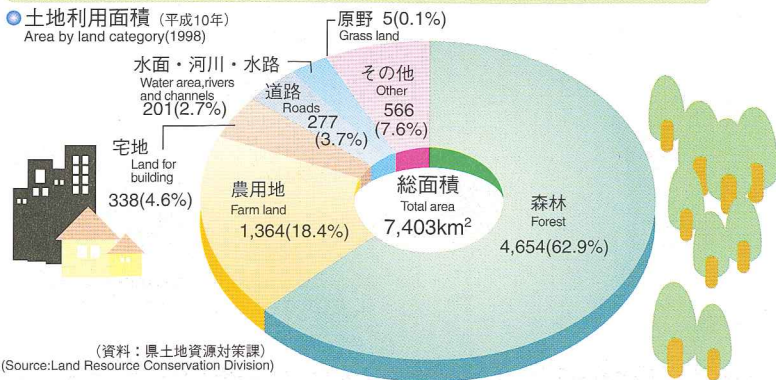


●県税 (平成10年度) Prefectural taxes (F.Y. 1998)



土地 Land

●土地利用面積 (平成10年) Area by land category (1998)



通信 Communications

●電気通信加入数 telecommunication subscribers (万件) (10 thou)

