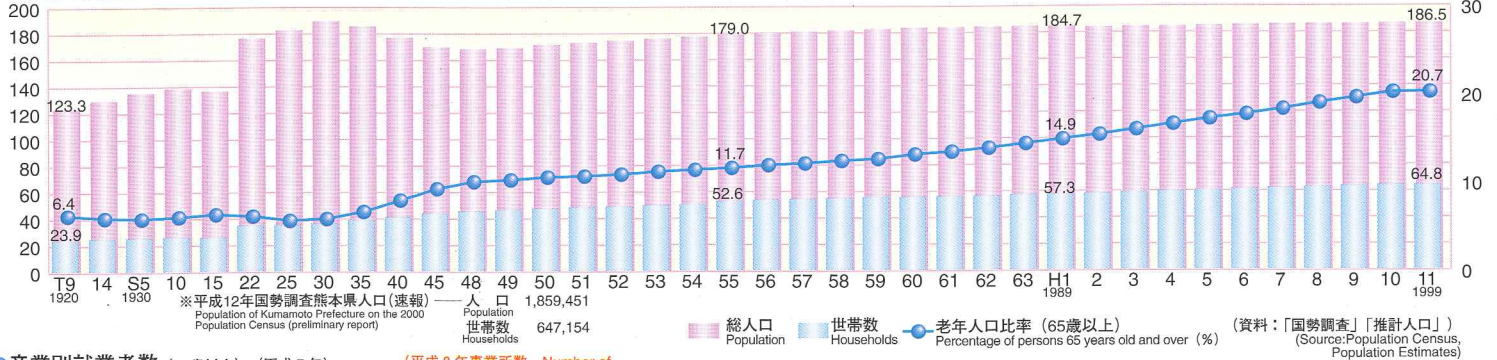
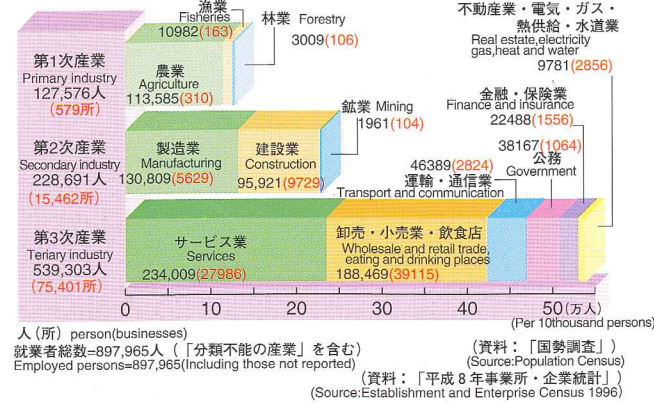


人口 Population

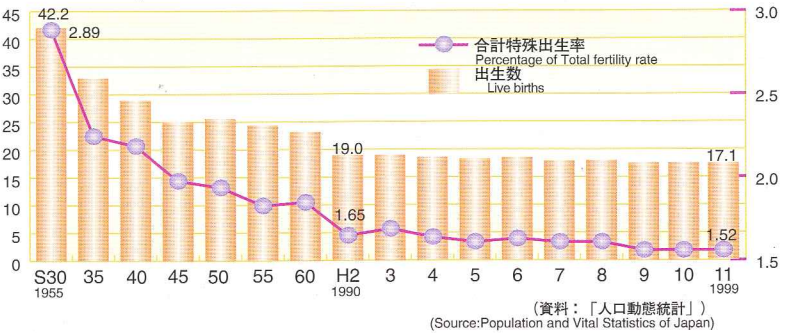
●人口・世帯数の推移 (各年10月1日現在)
Population and households (As of October 1st of the year stated)
(万人) (10 thousand persons)
(万世帯) (10 thousand households)



●産業別就業者数 (15歳以上) (平成7年)
Persons employed by industry (15 years old and over) (1995)

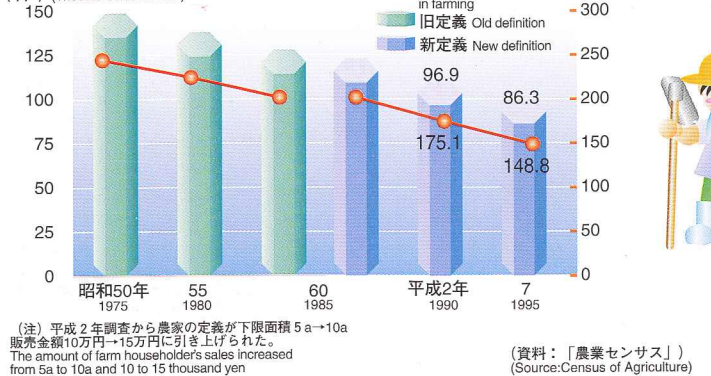


●出生数及び合計特殊出生率の推移
Live births and Percentage of Total fertility rate
(千人) thousand persons

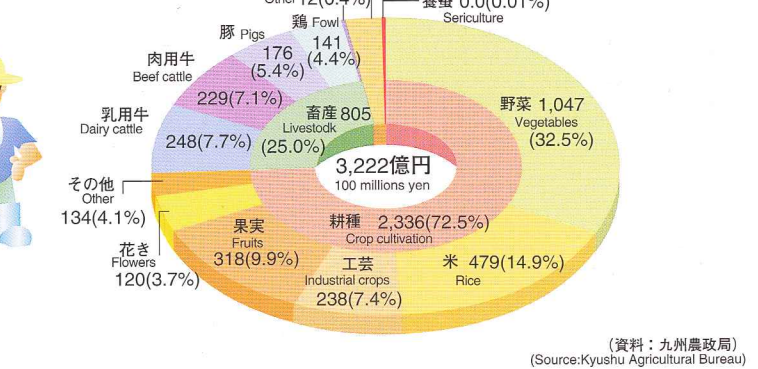


農・林・水産業 Agriculture, Forestry and Fisheries

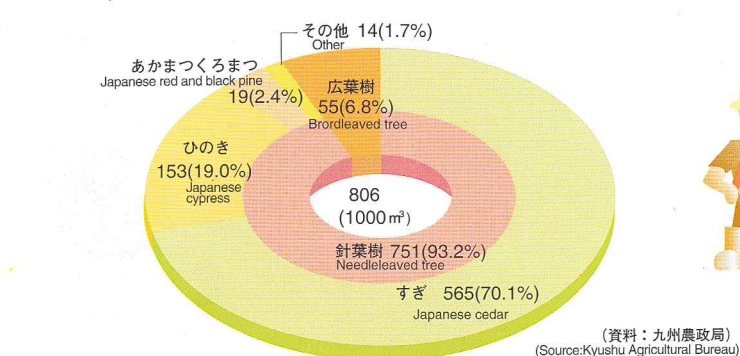
●農家数の推移 (千戸) (Thousand households)



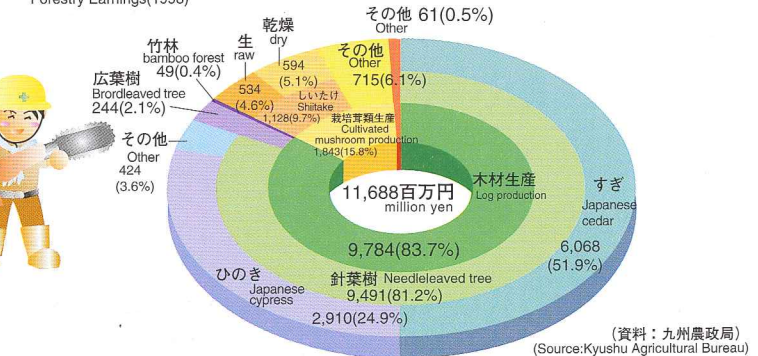
●農業粗生産額 (平成11年)
Gross agricultural output (1999)



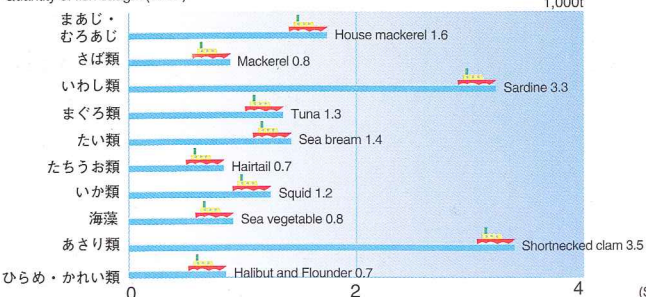
●樹種別素材生産量 (平成11年)
Production of logs by kind of tree (1999)



●生産林業所得 (平成10年)
Forestry Earnings (1998)



●海面主要魚種別漁獲量 (平成11年)
Quantity of fish caught (1999)



●漁業種類別生産額 (平成11年)
Production value by type of marine fishery (1999)

