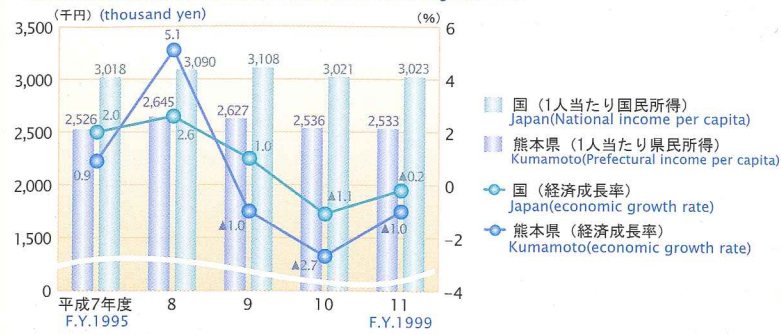


## 所得 Income

- 1人あたり県(国)民所得と経済成長率(実質)の推移  
Prefectural and National income per capita and economic growth rate



(注) 国民経済計算は「93SNA」であり、県民経済計算「68SNA」との単純比較はできない。

(Note) System of National Accounts is a new international standard "93SNA", and simple comparison with Prefectural Accounts "68SNA" cannot be performed.

## 財政 Public Finance

- 県普通会計決算額(平成12年度)  
Settled account of ordinary accounts(F.Y.2000)

歳入 Revenue  
9,248億100百万円

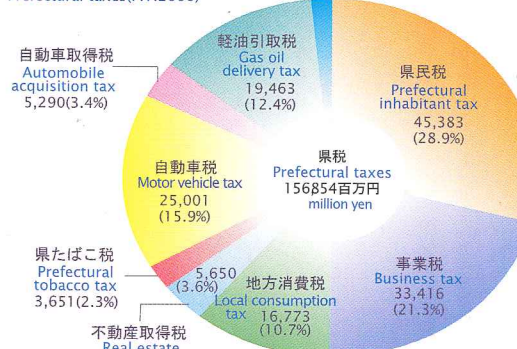


歳出 Expenditure  
8,929億100百万円



(資料: 県財政課)  
(Source: Finance Division)

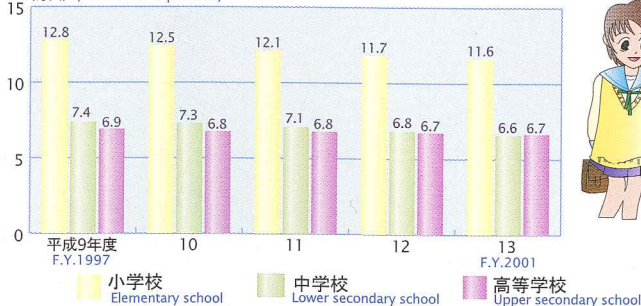
- 県税(平成12年度)  
Prefectural taxes(F.Y.2000)



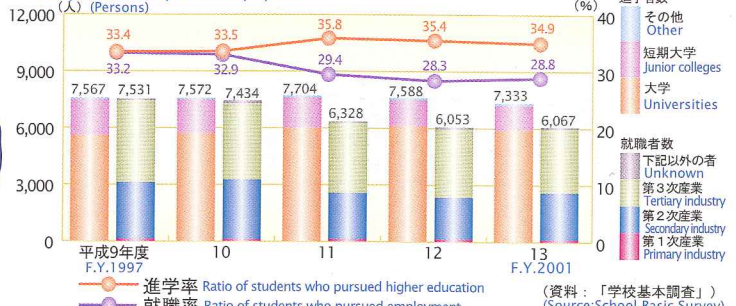
(資料: 県税務課)  
(Source: Taxation Division)

## 教育 Education

- 児童・生徒数の推移(各年度5月1日現在)  
Children and students(As of May 1st of the fiscal year stated)



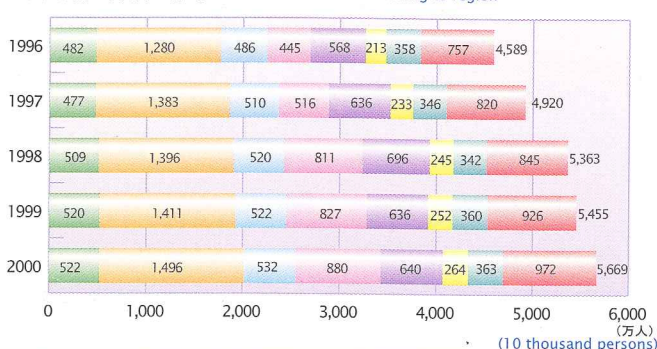
- 高等学校卒業生の大学等進学者数(率)及び就職者数(率)  
Percentage of Upper Secondary School graduates who pursued higher education and graduates who pursued employment



(資料: 「学校基本調査」)  
(Source: School Basic Survey)

## 観光 Tourism

- 地域別観光客数の推移 Number of tourists according to region



- 観光消費額の推移 Tourist expenditures within the prefecture  
(億円)(100 million yen)



(資料: 県観光物産課)  
(Source: Tourism and Local Products Division)

## くまもとの1日 One day in KUMAMOTO

