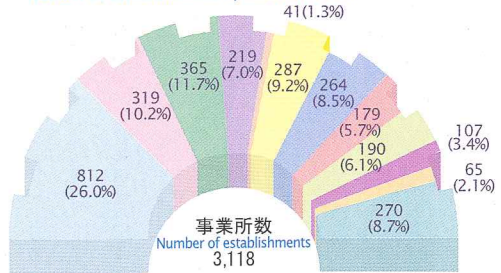
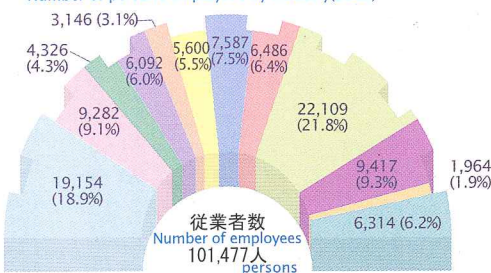


## 工業 Manufacturing

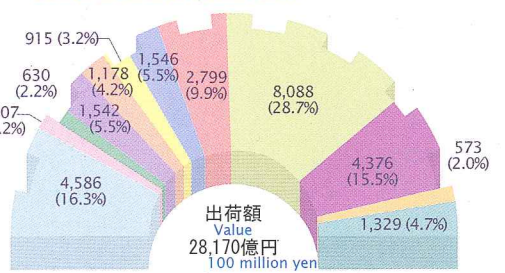
●産業分類別事業所数 (平成12年)  
Number of establishments by industry(2000)



●産業分類別従業者数 (平成12年)  
Number of persons employees by industry(2000)



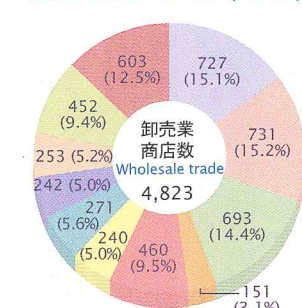
●産業分類別製造品出荷額等 (平成12年)  
Value of shipments by industry(2000)



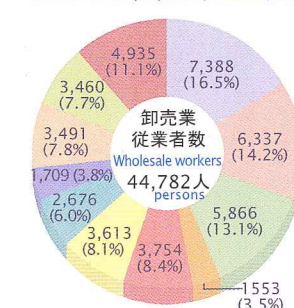
(注) 4人以上の事業所 (Note) Establishment with 4 or more persons engaged  
(資料:「工業統計調査」)  
(Source:Census of Manufactures)

## 商業 Domestic Trade

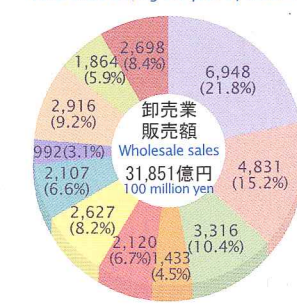
●産業分類別商店数 (平成9年)  
Number of establishments by industry(1997)



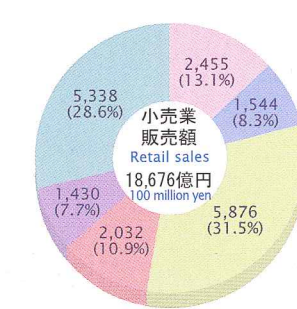
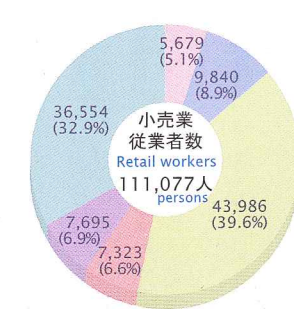
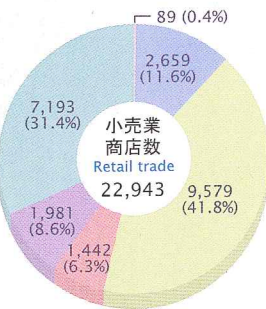
●産業分類別従業者数 (平成9年)  
Number of employees by industry(1997)



●産業分類別年間販売額 (平成9年)  
Total sales during the year by industry(1997)



農畜産物・水産物  
Agricultural, animal and poultry, farm and aquatic products  
食料・飲料  
Food and beverages  
建築材料  
Building materials  
鉱物・金属材料等  
Minerals and metals, etc.  
一般機械器具  
General machinery and equipment  
自動車  
Motor vehicles  
電気機械器具  
Electrical machinery, equipment and supplies  
家具・建具・じゅう器等  
Furniture, fixtures and house furnishings  
医薬品・化粧品等  
Drugs and toiletries  
他に分類されない卸売業  
Other products, not classified elsewhere  
その他  
Other

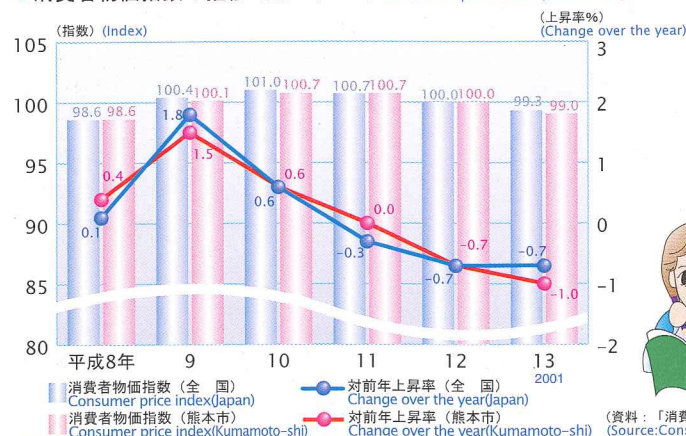


各種商品  
General merchandise  
織物・衣服・身の回り品  
Dry goods, apparel and accessories  
飲食料品  
Food and beverages  
自動車・自転車  
Motor vehicles and bicycles  
家具・じゅう器・家庭用機械器具  
Furniture, household utensils and household appliances  
その他  
Other

(資料:「商業統計調査」)  
(Source:Census of Commerce)


## 生活 Standard of Living

●消費者物価指数の推移 (平成12年=100) Consumer price index(2000=100)



(資料:「消費者物価指数」)  
(Source:Consumer Price Index)

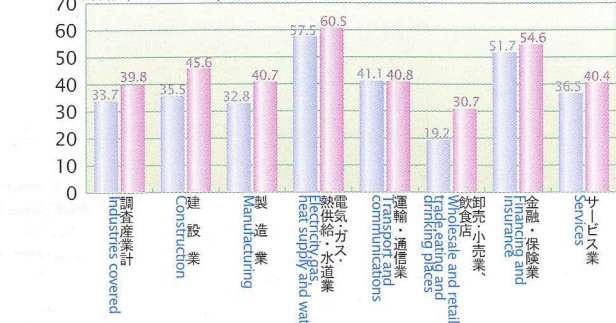
●家計消費支出 (熊本県労働者世帯1ヶ月平均)  
Average workers household living expenditure(Kumamoto-shi)



(資料:「家計調査」)  
(Source:Family Income and Expenditure Survey)

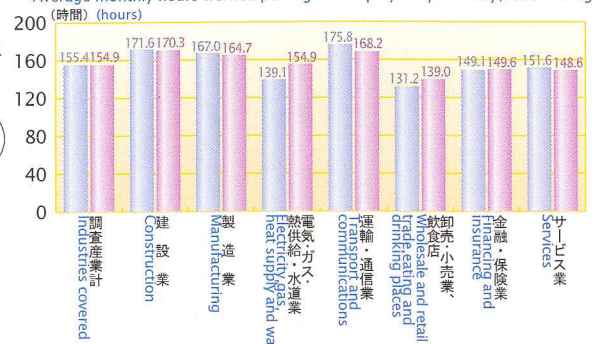
## 労働 Labour

●産業別常用労働者1人平均月間現金給与総額 (平成12年平均)  
Average monthly cash earnings per regular employee by industry(2000 Average)



(注) 常用労働者30人以上の事業所 (Note) Establishments with 30 or more regular employees

●産業別常用労働者1人平均月間総実労働時間数 (平成12年平均)  
Average monthly hours worked per regular employee by industry(2000 Average)



(資料:「毎月勤労統計調査地方調査」)  
(Source:Monthly Labour Survey, Prefectural Survey)