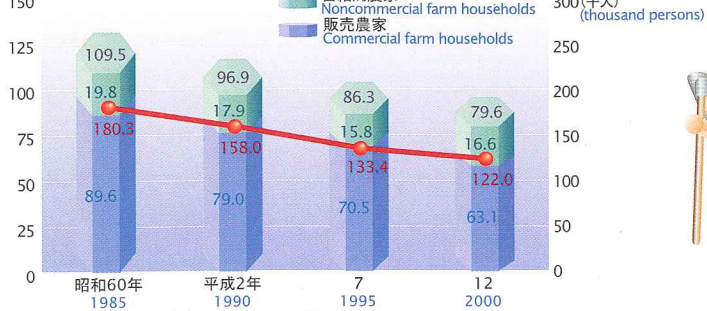


農・林・水産業 Agriculture, Forestry and Fisheries

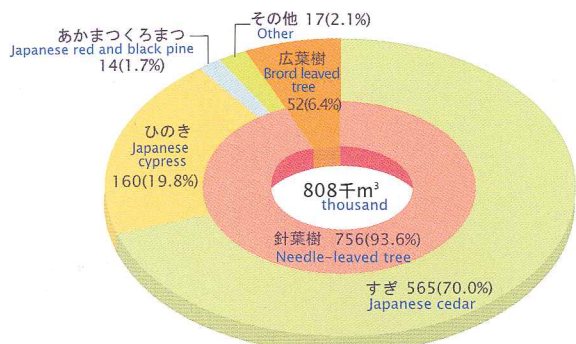
● 農家数の推移 Farm households (千戸) (Thousand households)



(注) 平成2年調査から農家の定義が下限面積5a→10a 販売金額10万円→15万円に引き上げられた。
(Note) The amount of farm householder's sales increased from 5a to 10a and 10 to 15 thousand yen

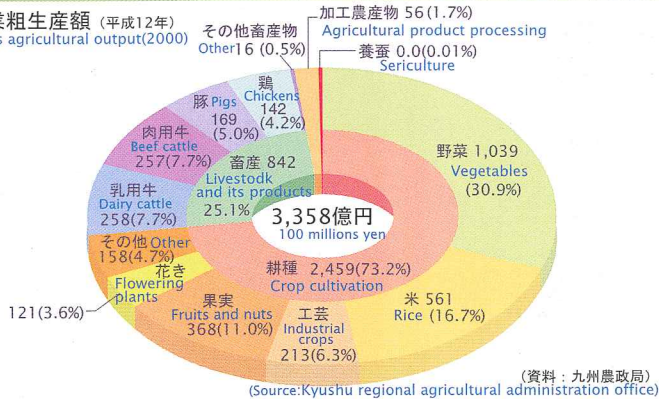
(資料: 「農業センサス」)
(Source: Census of Agriculture)

● 樹種別素材生産量 (平成12年) Production of logs by tree species(2000)



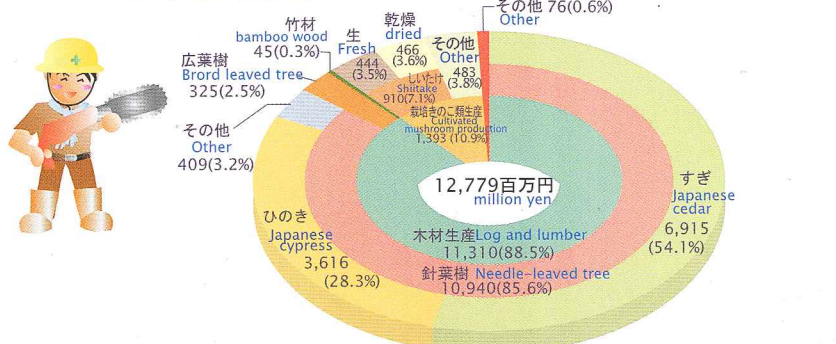
(資料: 九州農政局)
(Source: Kyushu regional agricultural administration office)

● 農業粗生産額 (平成12年) Gross agricultural output(2000)



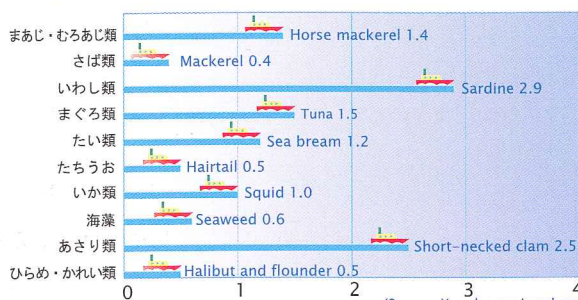
(資料: 九州農政局)
(Source: Kyushu regional agricultural administration office)

● 生産林業所得 (平成12年) Forestry income produced(2000)



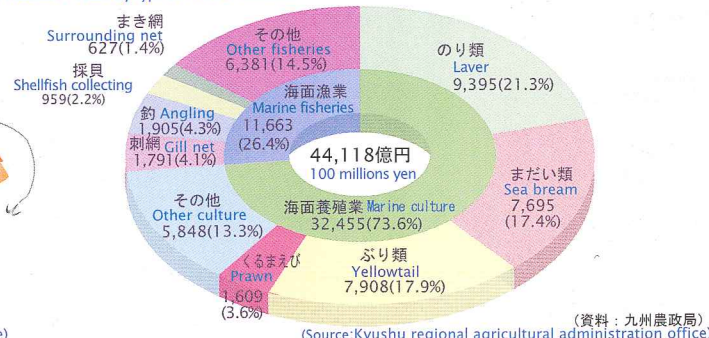
(資料: 九州農政局)
(Source: Kyushu regional agricultural administration office)

● 海面漁業の主要魚種別漁獲量 (平成12年) Catch quantity of major fish by marine fisheries (2000)



(資料: 九州農政局)
(Source: Kyushu regional agricultural administration office)

● 漁業種類別生産額 Production value by type of marine fisheries



(資料: 九州農政局)
(Source: Kyushu regional agricultural administration office)

● 主な農産物 Principal agricultural products

Product	Year	Quantity (t)	National Share (%)	Rank
すいか (Watermelon)	H11	1025	17.2%	1st
トマト (Tomato)	H11	71.5	9.3%	1st
デコポン (Decopon citrus fruit)	H10	8,300	45.6%	1st
甘夏みかん (Amanatsu mikan)	H11	21,200	23.5%	1st
い草 (Rush)	H11	34,100	89.8%	1st
露地メロン (Melon in the open)	H11	45,400	16.3%	2nd
くり (Chestnut)	H11	4,620	15.4%	2nd
葉たばこ (Leaf tobacco)	H11	6,185	9.6%	2nd
しょうが (Ginger)	H10	4,800	13.1%	3rd
いちご (Strawberry)	H11	14,200	7.0%	3rd
なす (Eggplant)	H11	31,500	6.7%	3rd
ふぐ類 (養殖) (Globefish culture)	H11	1,008	19.8%	2nd
くるまえび (養殖) (Prawn culture)	H11	346	20.0%	3rd
あさり類 (Short-necked clams)	H11	3,490	8.1%	4th
まだい (養殖) (Sea breams)	H11	7,201	8.3%	4th
板のり (Laver as dried square sheet)	H11	1,115,574	10.6%	4th

くまもとの日本一 NO.1 of Japan in KUMAMOTO

阿蘇のカルデラ Caldera in Aso area 世界最大 The largest caldera in the world	名水百選 Japan's top one hundred clean water areas 4ヶ所 sites 白川・池山・轟・菊池 Shirakawa/Ikeyama/Todoroki/Kikuchi	装飾古墳 Mounded tomb with decorated chamber walls 187ヶ所 sites	江戸時代に造られた石橋 Stone bridge built in the Edo Period 271ヶ所 sites	野外ステージ アスペクタ Outdoor auditorium-"Aspecta" 1,803m²	中央町の石段 (御坂遊歩道) Stone steps in Tyuomachi (Misaka promenade) 3,333段 steps	献血率 Ratio of blood donation H12 2000 6.7%
--	--	--	--	---	---	---