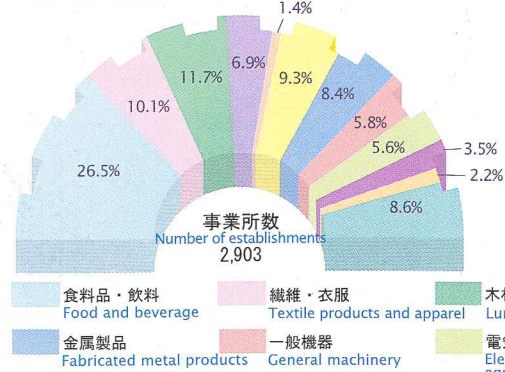
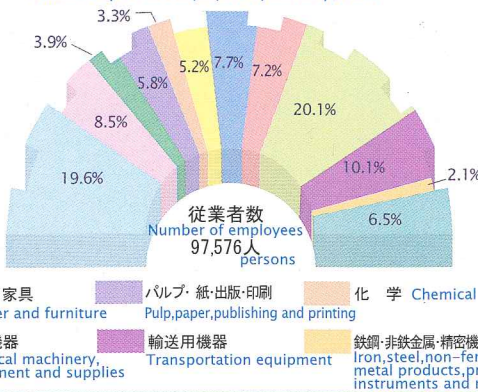


工業 Manufacturing

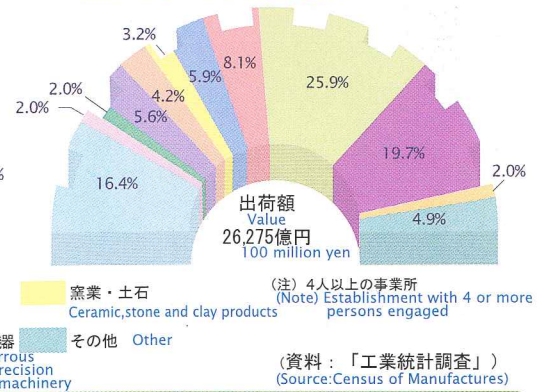
●産業分類別事業所数 (平成13年)
Number of establishments by industry(2001)



●産業分類別従業者数 (平成13年)
Number of persons employees by industry(2001)

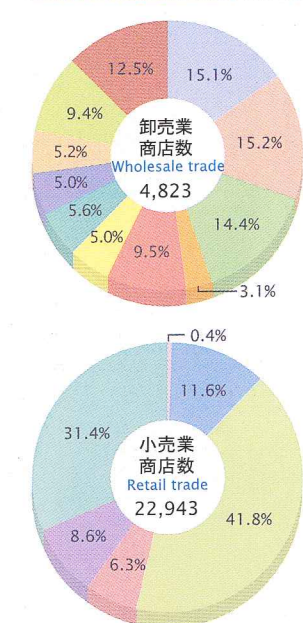


●産業分類別製造品出荷額等 (平成13年)
Value of shipments by industry(2001)

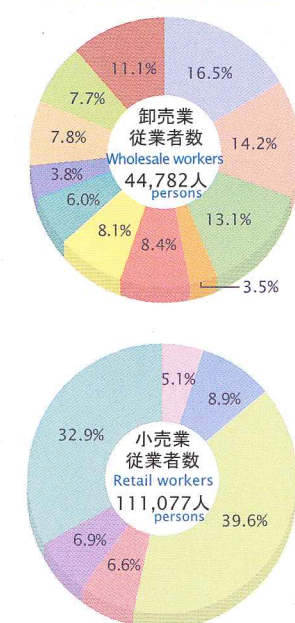


商業 Domestic Trade

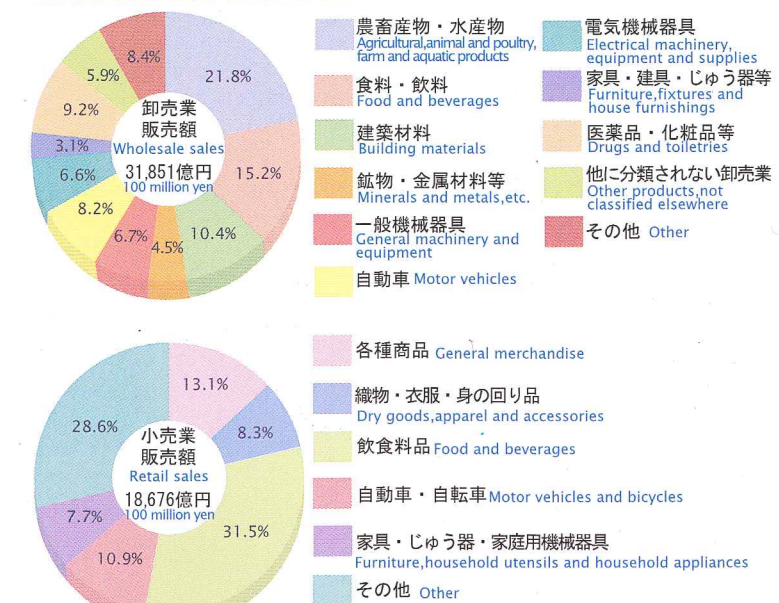
●産業分類別商店数 (平成9年)
Number of establishments by industry(1997)



●産業分類別従業者数 (平成9年)
Number of employees by industry(1997)



●産業分類別年間販売額 (平成9年)
Total sales during the year by industry(1997)

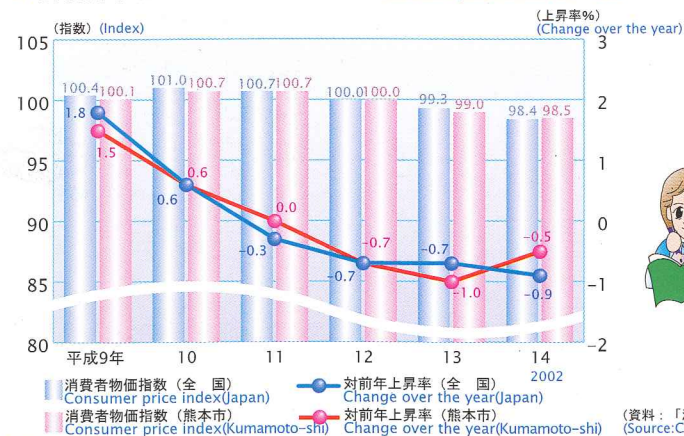


(注) 飲食店を除く (Note) Excluding eating and drinking places

(資料:「商業統計調査」)
(Source: Census of Commerce)

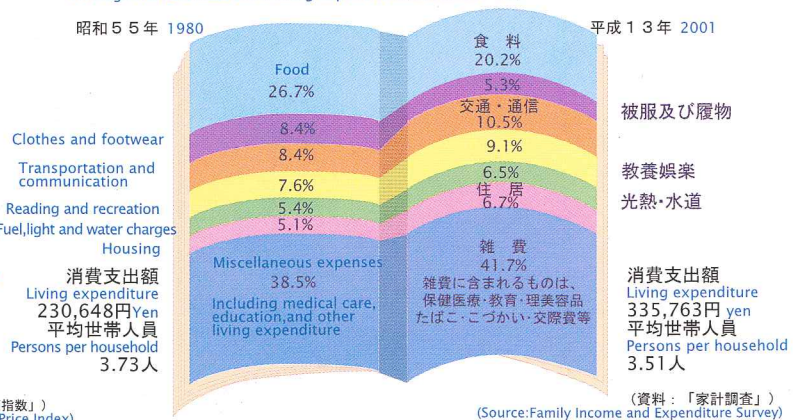
生活 Standard of Living

●消費者物価指数の推移 (平成12年=100) Consumer price index(2000=100)



(資料:「消費者物価指数」)
(Source: Consumer Price Index)

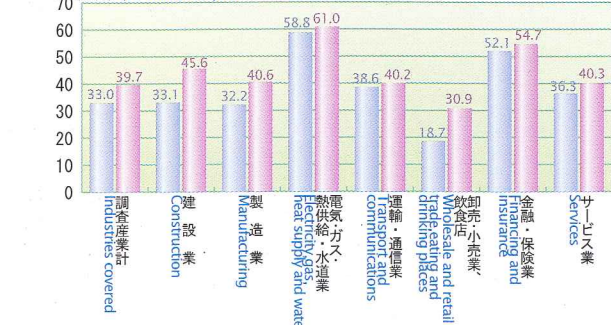
●家計消費支出 (熊本市勤労者世帯1ヶ月平均)
Average workers household living expenditure(Kumamoto-shi)



(資料:「家計調査」)
(Source: Family Income and Expenditure Survey)

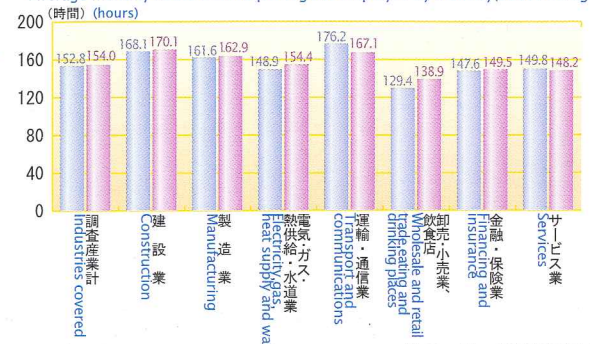
労働 Labour

●産業別常用労働者1人平均月間現金給与総額 (平成13年平均)
Average monthly cash earnings per regular employee by industry(2001 Average)



(注) 常用労働者30人以上の事業所 (Note) Establishments with 30 or more regular employees

●産業別常用労働者1人平均月間総実労働時間数 (平成13年平均)
Average monthly hours worked per regular employee by industry(2001 Average)



(資料:「毎月勤労統計調査地方調査」)
(Source: Monthly Labour Survey, Prefectural Survey)