

6 農・林・水産業 Agriculture, Forestry and Fisheries

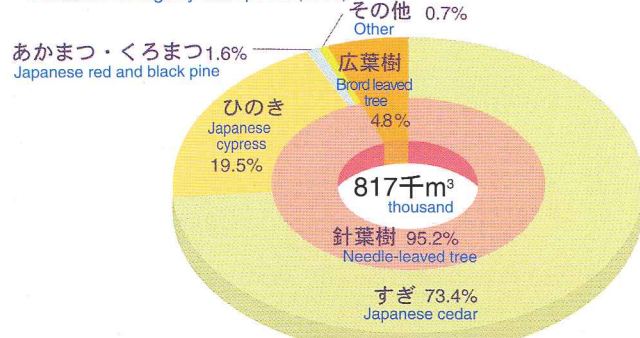
●農家数の推移 Farm households

●農業就業人口 Population mainly engaged in farming
●自給的農家 Noncommercial farm households
●販売農家 Commercial farm households



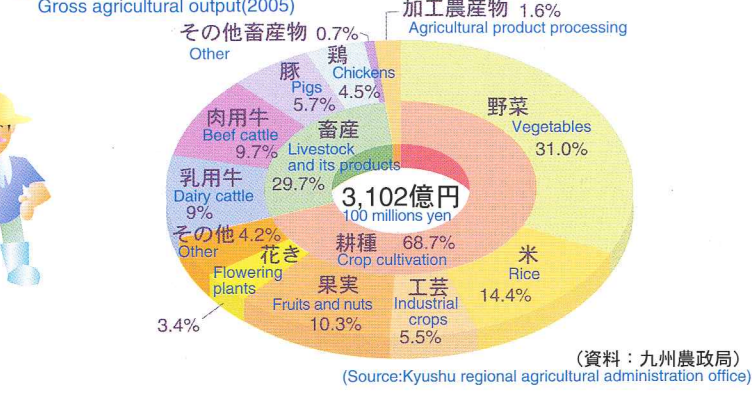
(注) 平成2年調査から農家の定義が下面積 5 a→10a 販売金額10万円→15万円に引き上げられた。
(Note) The amount of farm household's sales increased from 5a to 10a and 10 to 15 thousand yen
(資料:「農林業センサス」)
(Source:Census of agriculture and forestry)

●樹種別素材生産量 (平成17年) Production of logs by tree species(2005)



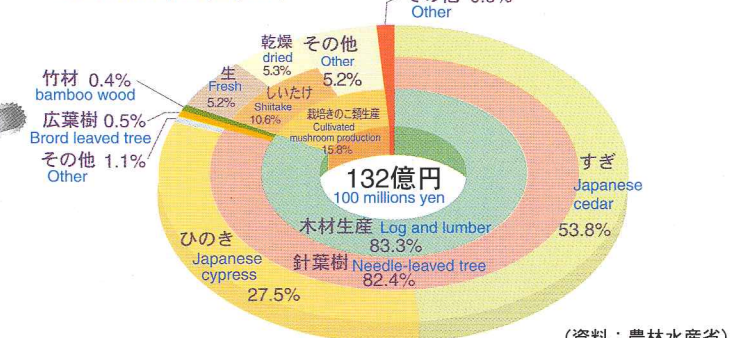
(資料:九州農政局)
(Source:Kyushu regional agricultural administration office)

●農業産出額 (平成17年) Gross agricultural output(2005)




(資料:九州農政局)
(Source:Kyushu regional agricultural administration office)

●林業産出額 (平成17年) Gross Forestry output(2005)



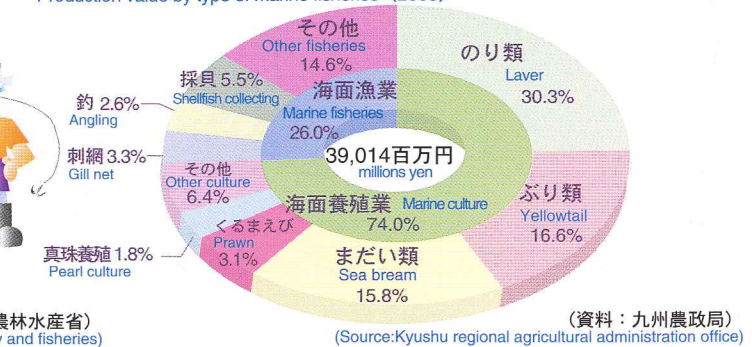
(資料:農林水産省)
(Source:The ministry of agriculture, forestry and fisheries)

●海面漁業の主要魚種別漁獲量 (平成17年) Catch quantity of major fish by marine fisheries (2005)



(資料:農林水産省)
(Source:The ministry of agriculture, forestry and fisheries)

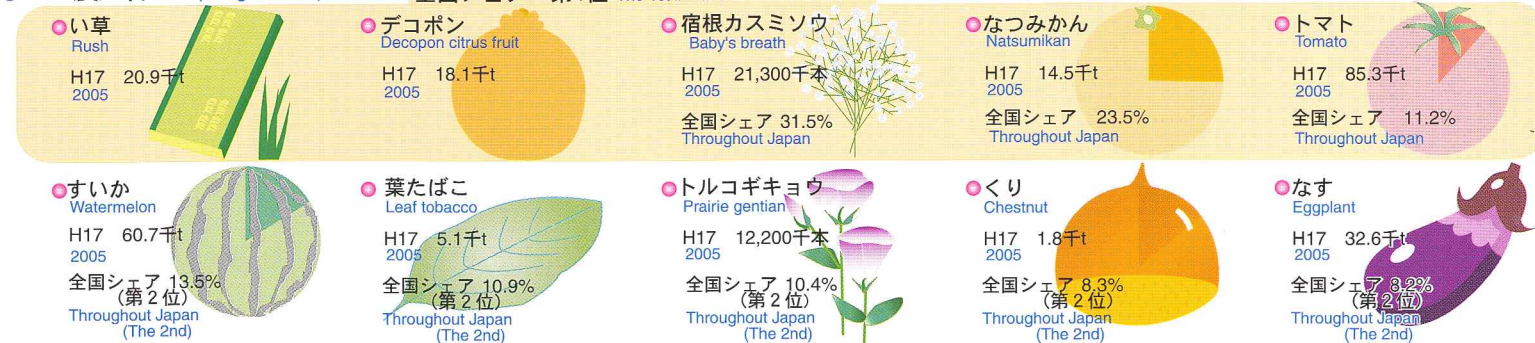
●漁業種類別生産額 (平成17年) Production value by type of marine fisheries (2005)



(資料:九州農政局)
(Source:Kyushu regional agricultural administration office)

●主な農産物 Principal agricultural products

全国シェア 第1位 The 1st in national market share



●主な水産物 Principal marine products



7 くまもとの日本一 NO.1 of Japan in KUMAMOTO

