

#### 4. 保護申請の処理状況

##### (1) 処理状況(年間累計)

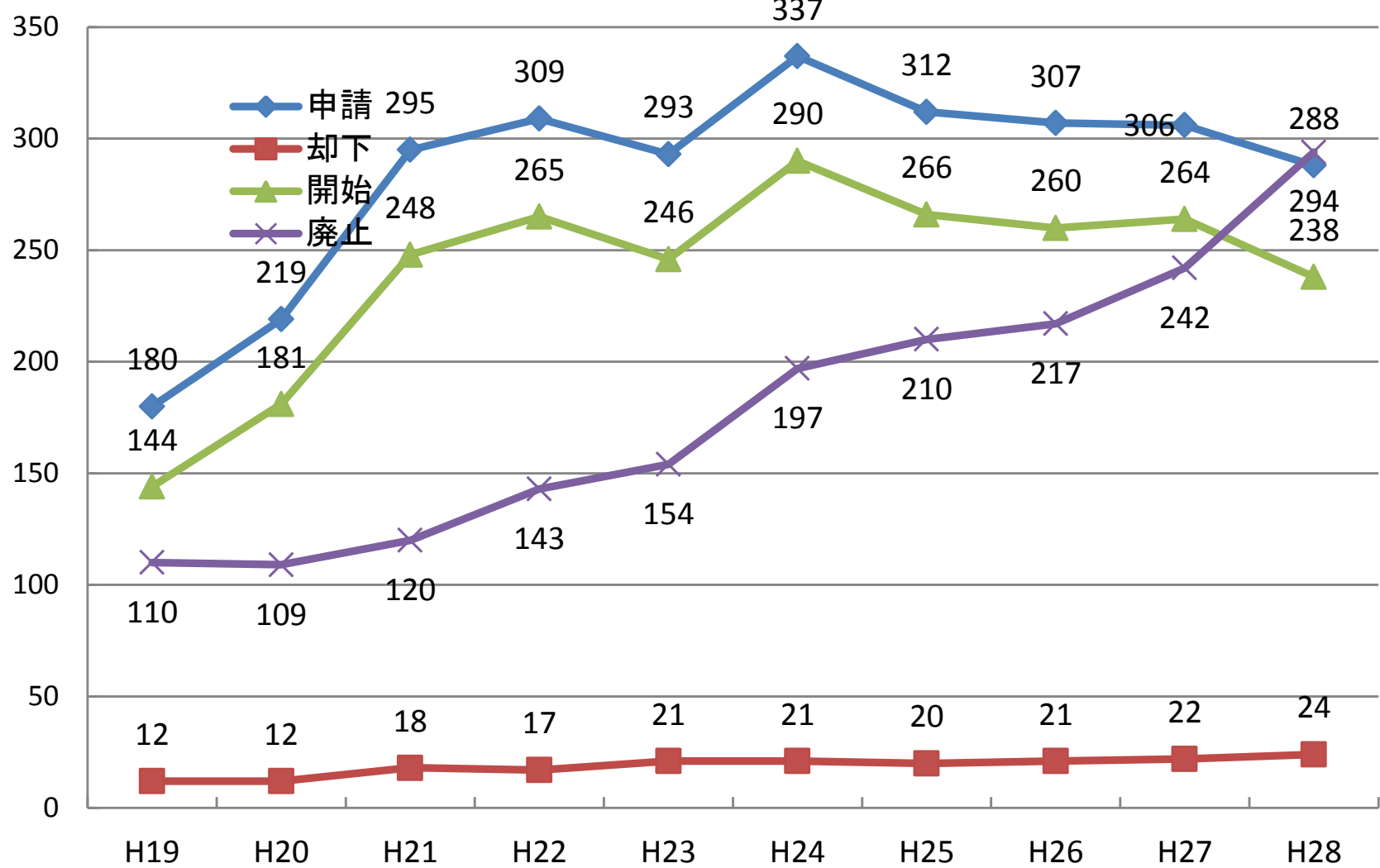
| 年度  | 処 理 状 況 ( 件 数 ) |       |                |       |     |              |     |                |
|-----|-----------------|-------|----------------|-------|-----|--------------|-----|----------------|
|     | 申請              | 開始    | 開始/申請<br>(開始率) | 廃止    | 却下  | 却下率<br>却下/申請 | 取下げ | 取下げ率<br>取下げ/申請 |
| 19  | 2,157           | 1,728 | 80.1           | 1,324 | 140 | 6.5          | 299 | 13.9           |
| 熊本市 | 1,158           | 916   | 79.1           | 661   | 56  | 4.8          | 184 | 15.9           |
| 20  | 2,632           | 2,168 | 82.4           | 1,305 | 146 | 5.5          | 282 | 10.7           |
| 熊本市 | 1,423           | 1,182 | 83.1           | 657   | 61  | 4.3          | 156 | 11.0           |
| 21  | 3,545           | 2,980 | 84.1           | 1,441 | 220 | 6.2          | 331 | 9.3            |
| 熊本市 | 1,852           | 1,600 | 86.4           | 723   | 80  | 4.3          | 169 | 9.1            |
| 22  | 3,711           | 3,177 | 85.6           | 1,718 | 201 | 5.4          | 352 | 9.5            |
| 熊本市 | 2,149           | 1,863 | 86.7           | 864   | 90  | 4.2          | 208 | 9.7            |
| 23  | 3,511           | 2,957 | 84.2           | 1,842 | 246 | 7.0          | 290 | 8.3            |
| 熊本市 | 1,989           | 1,710 | 86.0           | 923   | 108 | 5.4          | 162 | 8.1            |
| 24  | 4,049           | 3,476 | 85.8           | 2,361 | 254 | 6.3          | 335 | 8.3            |
| 熊本市 | 2,494           | 2,152 | 86.3           | 1,390 | 141 | 5.7          | 199 | 8.0            |
| 25  | 3,741           | 3,171 | 84.8           | 2,516 | 235 | 6.3          | 306 | 8.2            |
| 熊本市 | 2,278           | 1,985 | 87.1           | 1,546 | 94  | 4.1          | 169 | 7.4            |
| 26  | 3,678           | 3,119 | 84.8           | 2,607 | 253 | 6.9          | 287 | 7.8            |
| 熊本市 | 2,158           | 1,902 | 88.1           | 1,593 | 98  | 4.5          | 154 | 7.1            |
| 27  | 3,677           | 3,169 | 86.2           | 2,909 | 258 | 7.0          | 286 | 7.8            |
| 熊本市 | 2,198           | 1,917 | 87.2           | 1,837 | 112 | 5.1          | 166 | 7.6            |
| 28  | 3,459           | 2,861 | 82.7           | 3,523 | 235 | 6.8          | 292 | 8.4            |
| 熊本市 | 2,132           | 1,781 | 83.5           | 2,276 | 110 | 5.2          | 182 | 8.5            |

(2)保護の申請及び処理状況の推移(年間累計)

| 区分及び<br>年度 | 申 請   |       |       |       |       | 開 始   |       |       |       |       | 開始率(開始/申請) |      |       |       |       |
|------------|-------|-------|-------|-------|-------|-------|-------|-------|-------|-------|------------|------|-------|-------|-------|
|            | 24    | 25    | 26    | 27    | 28    | 24    | 25    | 26    | 27    | 28    | 24         | 25   | 26    | 27    | 28    |
| 福祉事務所      |       |       |       |       |       |       |       |       |       |       |            |      |       |       |       |
| 宇城         | 14    | 16    | 13    | 18    | 14    | 10    | 15    | 10    | 11    | 14    | 71.4       | 93.8 | 76.9  | 61.1  | 100.0 |
| 玉名         | 41    | 47    | 39    | 49    | 28    | 38    | 38    | 35    | 43    | 20    | 92.7       | 80.9 | 89.7  | 87.8  | 71.4  |
| 鹿本         | -     | -     | -     | -     | -     | -     | -     | -     | -     | -     | -          | -    | -     | -     | -     |
| 菊池         | 88    | 86    | 79    | 98    | 86    | 78    | 76    | 67    | 88    | 72    | 88.6       | 88.4 | 84.8  | 89.8  | 83.7  |
| 阿蘇         | 37    | 34    | 36    | 41    | 35    | 29    | 28    | 31    | 34    | 28    | 78.4       | 82.4 | 86.1  | 82.9  | 80.0  |
| 上益城        | 98    | 99    | 109   | 109   | 109   | 88    | 85    | 98    | 92    | 85    | 89.8       | 85.9 | 89.9  | 84.4  | 78.0  |
| 八代         | 11    | 11    | 11    | 22    | 21    | 10    | 7     | 9     | 18    | 18    | 81.8       | 66.7 | 90.9  | 81.8  | 85.7  |
| 芦北         | 26    | 21    | 29    | 30    | 19    | 24    | 16    | 23    | 25    | 14    | 92.9       | 85.0 | 92.3  | 83.3  | 73.7  |
| 球磨         | 75    | 60    | 56    | 52    | 53    | 66    | 51    | 53    | 45    | 46    | 83.0       | 86.8 | 88.0  | 86.5  | 86.8  |
| 天草         | 4     | 5     | 8     | 5     | 4     | 2     | 3     | 3     | 4     | 2     | 62.5       | 71.4 | 50.0  | 80.0  | 50.0  |
| 計          | 394   | 379   | 380   | 424   | 369   | 345   | 319   | 329   | 360   | 299   | 88.7       | 82.4 | 87.6  | 84.9  | 81.0  |
| 熊本市        | 2,494 | 2,278 | 2,158 | 2,198 | 2,132 | 2,152 | 1,985 | 1,902 | 1,917 | 1,781 | 86.7       | 86.0 | 86.3  | 87.2  | 83.5  |
| 八代市        | 289   | 214   | 246   | 256   | 249   | 238   | 162   | 189   | 211   | 192   | 77.3       | 79.3 | 82.4  | 82.4  | 77.1  |
| 人吉市        | 88    | 61    | 61    | 70    | 41    | 72    | 48    | 62    | 62    | 40    | 84.1       | 83.3 | 81.8  | 88.6  | 97.6  |
| 荒尾市        | 153   | 150   | 147   | 115   | 107   | 121   | 103   | 97    | 89    | 84    | 91.5       | 89.2 | 79.1  | 77.4  | 78.5  |
| 水俣市        | 72    | 64    | 40    | 50    | 52    | 61    | 58    | 32    | 38    | 42    | 86.8       | 86.6 | 84.7  | 76.0  | 80.8  |
| 玉名市        | 58    | 56    | 61    | 85    | 57    | 51    | 45    | 48    | 74    | 51    | 98.1       | 78.6 | 87.9  | 87.1  | 89.5  |
| 山鹿市        | 89    | 76    | 79    | 61    | 36    | 77    | 53    | 41    | 53    | 26    | 76.7       | 69.1 | 86.5  | 86.9  | 72.2  |
| 菊池市        | 49    | 64    | 69    | 63    | 58    | 45    | 59    | 64    | 57    | 54    | 79.7       | 91.4 | 91.8  | 90.5  | 93.1  |
| 宇土市        | 52    | 79    | 77    | 63    | 61    | 53    | 70    | 70    | 60    | 54    | 87.1       | 78.7 | 101.9 | 95.2  | 88.5  |
| 上天草市       | 54    | 48    | 27    | 13    | 18    | 40    | 42    | 17    | 13    | 15    | 77.8       | 79.6 | 74.1  | 100.0 | 83.3  |
| 宇城市        | 88    | 98    | 121   | 87    | 77    | 66    | 84    | 95    | 72    | 62    | 89.9       | 80.5 | 75.0  | 82.8  | 80.5  |
| 阿蘇市        | 26    | 28    | 41    | 33    | 24    | 24    | 23    | 36    | 33    | 19    | 82.9       | 82.9 | 92.3  | 100.0 | 79.2  |
| 合志市        | 41    | 36    | 61    | 51    | 58    | 37    | 29    | 49    | 42    | 44    | 78.7       | 88.4 | 90.2  | 82.4  | 75.9  |
| 天草市        | 103   | 110   | 110   | 108   | 120   | 94    | 91    | 88    | 88    | 98    | 81.3       | 80.1 | 91.3  | 81.5  | 81.7  |
| 計          | 3,656 | 3,362 | 3,298 | 3,253 | 3,090 | 3,131 | 2,852 | 2,790 | 2,809 | 2,562 | 85.3       | 84.4 | 85.6  | 86.4  | 82.9  |
| 合計         | 4,050 | 3,741 | 3,678 | 3,677 | 3,459 | 3,476 | 3,171 | 3,119 | 3,169 | 2,861 | 85.6       | 84.2 | 85.8  | 86.2  | 82.7  |

| 取り下げ |     |     |     |     | 却 下 |     |     |     |     | 廃 止   |       |       |       |       |
|------|-----|-----|-----|-----|-----|-----|-----|-----|-----|-------|-------|-------|-------|-------|
| 24   | 25  | 26  | 27  | 28  | 24  | 25  | 26  | 27  | 28  | 24    | 25    | 26    | 27    | 28    |
| 3    | 0   | 0   | 1   | 1   | 2   | 1   | 2   | 5   | 1   | 16    | 20    | 8     | 16    | 17    |
| 4    | 5   | 4   | 5   | 1   | 0   | 1   | 1   | 3   | 5   | 21    | 34    | 38    | 27    | 24    |
| -    | -   | -   | -   | -   | -   | -   | -   | -   | -   | -     | -     | -     | -     | -     |
| 10   | 11  | 9   | 4   | 4   | 3   | 3   | 3   | 5   | 11  | 51    | 54    | 40    | 52    | 66    |
| 3    | 1   | 2   | 4   | 2   | 5   | 8   | 3   | 4   | 2   | 17    | 26    | 30    | 31    | 39    |
| 3    | 8   | 9   | 10  | 17  | 9   | 6   | 3   | 4   | 7   | 60    | 47    | 50    | 64    | 148   |
| 1    | 1   | 1   | 2   | 1   | 0   | 1   | 2   | 2   | 1   | 5     | 14    | 17    | 9     | 9     |
| 1    | 2   | 1   | 1   | 0   | 2   | 3   | 5   | 5   | 4   | 23    | 13    | 15    | 14    | 12    |
| 6    | 2   | 5   | 6   | 1   | 2   | 6   | 2   | 2   | 4   | 34    | 39    | 42    | 46    | 42    |
| 1    | 1   | 0   | 0   | 1   | 1   | 1   | 5   | 1   | 1   | 2     | 2     | 1     | 3     | 2     |
| 32   | 31  | 31  | 33  | 28  | 24  | 30  | 26  | 31  | 36  | 229   | 249   | 241   | 262   | 359   |
| 199  | 169 | 154 | 166 | 182 | 141 | 94  | 98  | 112 | 110 | 1390  | 1546  | 1,593 | 1,837 | 2,276 |
| 25   | 29  | 19  | 17  | 27  | 30  | 25  | 34  | 30  | 25  | 143   | 141   | 158   | 165   | 169   |
| 7    | 7   | 4   | 6   | 1   | 7   | 4   | 1   | 1   | 0   | 60    | 56    | 57    | 46    | 56    |
| 16   | 21  | 22  | 14  | 9   | 16  | 21  | 25  | 21  | 14  | 92    | 83    | 80    | 101   | 71    |
| 4    | 3   | 2   | 7   | 4   | 2   | 5   | 10  | 5   | 4   | 82    | 71    | 86    | 76    | 56    |
| 3    | 3   | 4   | 6   | 3   | 7   | 6   | 7   | 6   | 5   | 37    | 47    | 63    | 43    | 72    |
| 12   | 5   | 14  | 9   | 2   | 3   | 18  | 15  | 9   | 8   | 67    | 26    | 44    | 51    | 56    |
| 6    | 4   | 5   | 4   | 4   | 1   | 0   | 0   | 3   | 6   | 40    | 52    | 46    | 55    | 67    |
| 1    | 3   | 7   | 0   | 0   | 3   | 4   | 0   | 5   | 0   | 28    | 36    | 34    | 39    | 52    |
| 2    | 4   | 2   | 3   | 3   | 8   | 3   | 8   | 0   | 1   | 26    | 25    | 18    | 28    | 33    |
| 13   | 12  | 8   | 6   | 5   | 5   | 7   | 14  | 13  | 11  | 49    | 65    | 60    | 72    | 94    |
| 3    | 1   | 2   | 1   | 2   | 0   | 3   | 2   | 2   | 2   | 23    | 19    | 26    | 24    | 36    |
| 3    | 4   | 1   | 4   | 12  | 2   | 4   | 6   | 9   | 2   | 29    | 28    | 33    | 36    | 42    |
| 9    | 10  | 12  | 10  | 10  | 5   | 11  | 7   | 11  | 11  | 66    | 72    | 68    | 74    | 84    |
| 303  | 275 | 256 | 253 | 264 | 230 | 205 | 227 | 227 | 199 | 2,132 | 2,267 | 2,366 | 2,647 | 3,164 |
| 335  | 306 | 287 | 286 | 292 | 254 | 235 | 253 | 258 | 235 | 2,361 | 2,516 | 2,607 | 2,909 | 3,523 |

## ア. 申請件数及び処理状況(年度平均)

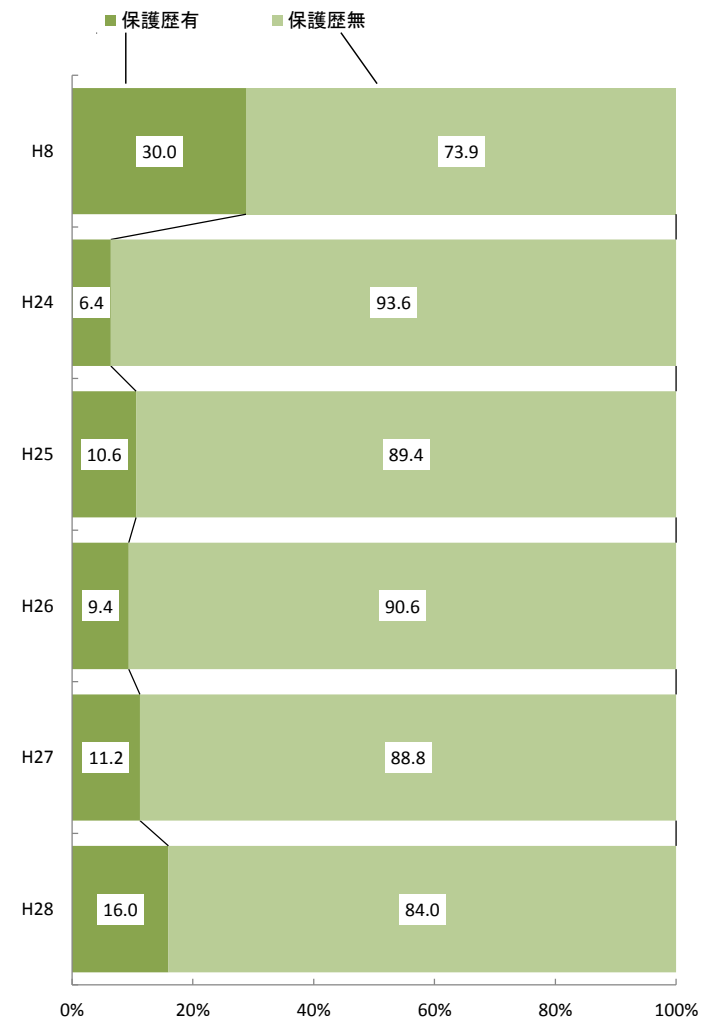
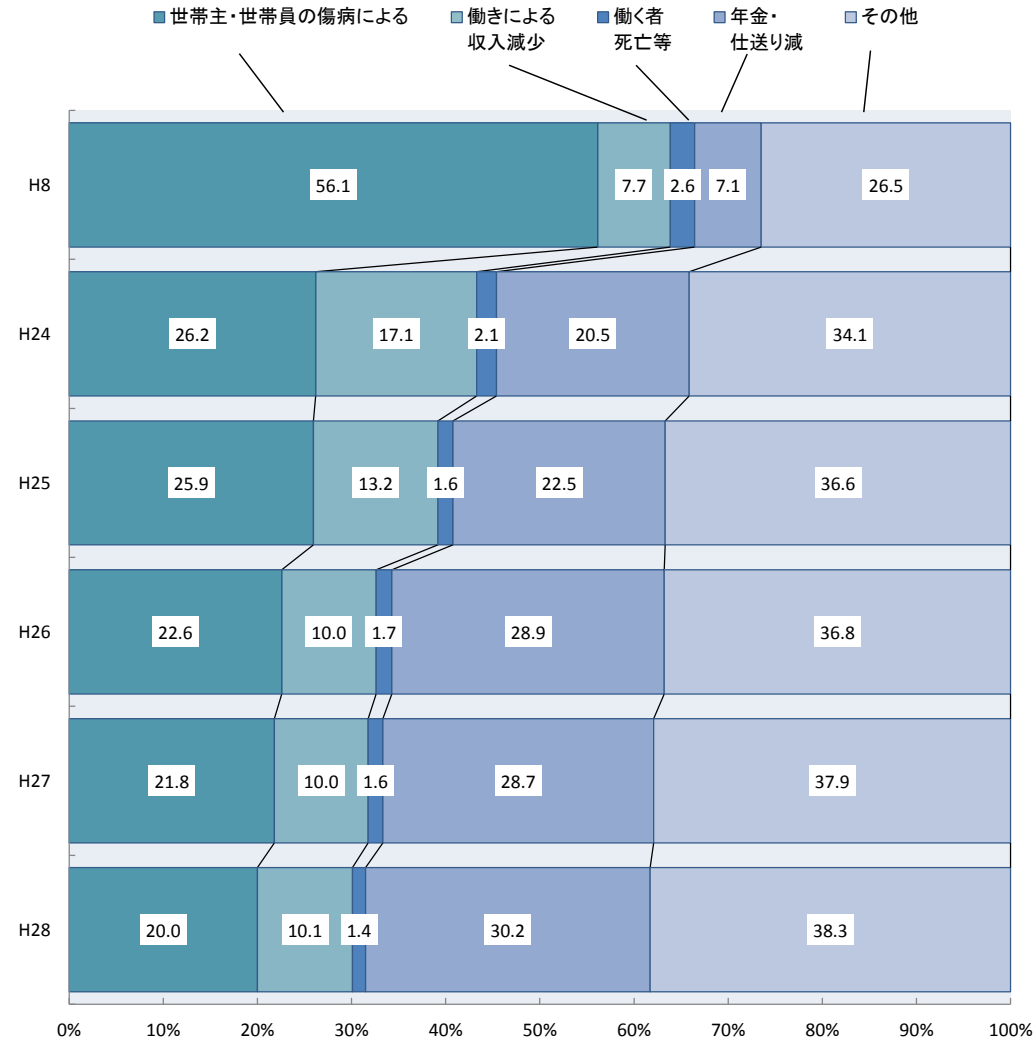


(3) 保護の開始理由の推移(年間累計)

| 区市計    | 区分<br>年度 | 実 数      |       |       |          |            |               |            |                        |       |
|--------|----------|----------|-------|-------|----------|------------|---------------|------------|------------------------|-------|
|        |          | 世帯数<br>計 | 保 護 歴 |       | 理 由 別    |            |               |            |                        |       |
|        |          |          | 有     | 無     | 主の<br>傷病 | 世帯員の<br>傷病 | 働きのよる<br>収入減少 | 働く者死<br>亡等 | 年金・仕送<br>り・手持ち<br>金等の減 | その他   |
| 郡<br>部 | 8        | 244      | 73    | 171   | 97       | 11         | 5             | 0          | 9                      | 76    |
|        | 24       | 344      | 18    | 326   | 110      | 9          | 51            | 1          | 107                    | 66    |
|        | 25       | 319      | 32    | 287   | 101      | 10         | 43            | 10         | 97                     | 58    |
|        | 26       | 313      | 19    | 294   | 88       | 7          | 40            | 9          | 126                    | 43    |
|        | 27       | 332      | 24    | 308   | 88       | 6          | 36            | 7          | 145                    | 50    |
|        | 28       | 265      | 25    | 240   | 78       | 9          | 25            | 7          | 112                    | 34    |
| 市<br>部 | 8        | 965      | 276   | 689   | 508      | 37         | 85            | 30         | 73                     | 232   |
|        | 24       | 3,132    | 206   | 2,926 | 748      | 42         | 544           | 72         | 605                    | 1121  |
|        | 25       | 2,852    | 305   | 2,547 | 655      | 58         | 377           | 40         | 618                    | 1104  |
|        | 26       | 2,674    | 262   | 2,412 | 544      | 36         | 259           | 41         | 738                    | 1,056 |
|        | 27       | 2,722    | 319   | 2,403 | 537      | 35         | 268           | 41         | 733                    | 1,108 |
|        | 28       | 2,349    | 393   | 1,956 | 409      | 27         | 239           | 29         | 678                    | 967   |
| 計      | 8        | 1163     | 349   | 860   | 605      | 48         | 90            | 30         | 82                     | 308   |
|        | 24       | 2,957    | 334   | 2,623 | 870      | 68         | 449           | 35         | 678                    | 857   |
|        | 25       | 3,476    | 224   | 3,252 | 858      | 51         | 595           | 73         | 712                    | 1187  |
|        | 26       | 2,987    | 281   | 2,706 | 632      | 43         | 299           | 50         | 864                    | 1,099 |
|        | 27       | 3,054    | 343   | 2,711 | 625      | 41         | 304           | 48         | 878                    | 1,158 |
|        | 28       | 2,614    | 418   | 2,196 | 487      | 36         | 264           | 36         | 790                    | 1,001 |

| 構 成 比    |       |      |          |            |               |            |             |      |
|----------|-------|------|----------|------------|---------------|------------|-------------|------|
| 構成比<br>計 | 保 護 歴 |      | 理 由 別    |            |               |            |             |      |
|          | 有     | 無    | 主の<br>傷病 | 世帯員の<br>傷病 | 働きによる<br>収入減少 | 働く者<br>死亡等 | 年金・<br>仕送り減 | その他  |
| 100.0    | 29.9  | 70.1 | 39.8     | 4.5        | 2.0           | 0.0        | 3.7         | 31.1 |
| 100.0    | 5.2   | 94.8 | 32.0     | 2.6        | 14.8          | 0.3        | 31.1        | 19.2 |
| 100.0    | 10.0  | 90.0 | 31.7     | 3.1        | 13.5          | 3.1        | 30.4        | 18.2 |
| 100.0    | 6.1   | 93.9 | 28.1     | 2.2        | 12.8          | 2.9        | 40.3        | 13.7 |
| 100.0    | 7.2   | 92.8 | 26.5     | 1.8        | 10.8          | 2.1        | 43.7        | 15.1 |
| 100.0    | 9.4   | 90.6 | 29.4     | 3.4        | 9.4           | 2.6        | 42.3        | 12.8 |
| 100.0    | 28.6  | 71.4 | 52.6     | 3.8        | 8.8           | 3.1        | 7.6         | 24.0 |
| 100.0    | 6.6   | 93.4 | 23.9     | 1.3        | 17.4          | 2.3        | 19.3        | 35.8 |
| 100.0    | 10.7  | 89.3 | 23.0     | 2.0        | 13.2          | 1.4        | 21.7        | 38.7 |
| 100.0    | 9.8   | 90.2 | 20.3     | 1.3        | 9.7           | 1.5        | 27.6        | 39.5 |
| 100.0    | 11.7  | 88.3 | 19.7     | 1.3        | 9.8           | 1.5        | 26.9        | 40.7 |
| 100.0    | 16.7  | 83.3 | 17.4     | 1.1        | 10.2          | 1.2        | 28.9        | 41.2 |
| 100.0    | 30.0  | 73.9 | 52.0     | 4.1        | 7.7           | 2.6        | 7.1         | 26.5 |
| 100.0    | 11.3  | 88.7 | 29.4     | 2.3        | 15.2          | 1.2        | 22.9        | 29.0 |
| 100.0    | 6.4   | 93.6 | 24.7     | 1.5        | 17.1          | 2.1        | 20.5        | 34.1 |
| 100.0    | 9.4   | 90.6 | 21.2     | 1.4        | 10.0          | 1.7        | 28.9        | 36.8 |
| 100.0    | 11.2  | 88.8 | 20.5     | 1.3        | 10.0          | 1.6        | 28.7        | 37.9 |
| 100.0    | 16.0  | 84.0 | 18.6     | 1.4        | 10.1          | 1.4        | 30.2        | 38.3 |

## ア. 保護開始理由・保護歴の推移(構成比)



#### (4) 保護の廃止理由の推移(年間累計)

| 区分  |    | 実数    |        |     |       |      |      |       |     |        |     |     |       |        |
|-----|----|-------|--------|-----|-------|------|------|-------|-----|--------|-----|-----|-------|--------|
|     |    | 世帯数計  | 保護受給期間 |     |       | 理由別  |      |       |     |        |     |     |       |        |
|     |    |       | 1未     | 1年満 | 1～3年満 | 3年以上 | 主傷病癒 | 世帯員病癒 | 死亡  | 働き収入増取 | 年金等 | 送り金 | 施設入   | 医療費他負担 |
| 郡市計 | 年度 |       |        |     |       |      |      |       |     |        |     |     |       |        |
| 郡部  | 8  | 273   | 79     | 53  | 141   | 8    | 0    | 69    | 21  | 32     | 29  | 4   | 110   |        |
|     | 24 | 231   | 85     | 53  | 93    | 0    | 0    | 80    | 18  | 11     | 15  | 1   | 106   |        |
|     | 25 | 249   | 92     | 70  | 87    | 0    | 0    | 78    | 25  | 21     | 15  | 2   | 108   |        |
|     | 26 | 187   | 50     | 52  | 85    | 0    | 0    | 81    | 28  | 6      | 19  | 1   | 52    |        |
|     | 27 | 213   | 48     | 57  | 108   | 0    | 0    | 86    | 31  | 12     | 25  | 0   | 59    |        |
|     | 28 | 278   | 56     | 72  | 150   | 0    | 0    | 99    | 22  | 18     | 16  | 1   | 122   |        |
| 市部  | 8  | 924   | 236    | 153 | 535   | 21   | 5    | 261   | 100 | 65     | 80  | 23  | 369   |        |
|     | 24 | 2,130 | 669    | 573 | 888   | 6    | 0    | 643   | 241 | 147    | 60  | 14  | 1,019 |        |
|     | 25 | 2,267 | 695    | 567 | 1005  | 1    | 0    | 641   | 274 | 111    | 79  | 13  | 1,148 |        |
|     | 26 | 2,171 | 617    | 557 | 997   | 3    | 0    | 688   | 283 | 129    | 68  | 14  | 986   |        |
|     | 27 | 2,453 | 636    | 616 | 1,201 | 3    | 1    | 692   | 379 | 144    | 79  | 23  | 1,132 |        |
|     | 28 | 3,043 | 701    | 668 | 1,674 | 4    | 0    | 808   | 347 | 157    | 81  | 22  | 1,624 |        |
| 計   | 8  | 1,197 | 315    | 206 | 676   | 29   | 5    | 330   | 121 | 97     | 109 | 27  | 479   |        |
|     | 24 | 1,842 | 561    | 498 | 783   | 5    | 3    | 708   | 226 | 133    | 80  | 17  | 705   |        |
|     | 25 | 2,361 | 754    | 626 | 981   | 6    | 0    | 723   | 259 | 158    | 75  | 15  | 1,125 |        |
|     | 26 | 2,358 | 667    | 609 | 1,082 | 3    | 0    | 769   | 311 | 135    | 87  | 15  | 1,038 |        |
|     | 27 | 2,666 | 684    | 673 | 1,309 | 3    | 1    | 778   | 410 | 156    | 104 | 23  | 1,191 |        |
|     | 28 | 3,321 | 757    | 740 | 1,824 | 4    | 0    | 907   | 369 | 175    | 97  | 23  | 1,746 |        |



| 構成比   |        |    |        |      |     |     |       |      |       |       |      |      |    |      |       |     |      |
|-------|--------|----|--------|------|-----|-----|-------|------|-------|-------|------|------|----|------|-------|-----|------|
| 世帯数計  | 保護受給期間 |    |        |      | 理由別 |     |       |      |       |       |      |      |    |      |       |     |      |
|       | 1未     | 年満 | 1～3年未満 | 3年以上 | 主治  | 傷病癒 | 世帯員病癒 | 死亡   | 働きの増加 | 収入の増取 | 年金等増 | 仕り加  | 施入 | 設所   | 医療費負担 | その他 |      |
| 100.0 | 28.9   |    | 19.4   | 51.6 |     | 2.9 | 0.0   | 25.3 |       | 7.7   |      | 11.7 |    | 10.6 |       | 1.5 | 40.3 |
| 100.0 | 36.8   |    | 22.9   | 40.3 |     | 0.0 | 0.0   | 34.6 |       | 7.8   |      | 4.8  |    | 6.5  |       | 0.4 | 45.9 |
| 100.0 | 36.9   |    | 28.1   | 34.9 |     | 0.0 | 0.0   | 31.3 |       | 10.0  |      | 8.4  |    | 6.0  |       | 0.8 | 43.4 |
| 100.0 | 26.7   |    | 27.8   | 45.5 |     | 0.0 | 0.0   | 43.3 |       | 15.0  |      | 3.2  |    | 10.2 |       | 0.5 | 27.8 |
| 100.0 | 22.5   |    | 26.8   | 50.7 |     | 0.0 | 0.0   | 40.4 |       | 14.6  |      | 5.6  |    | 11.7 |       | 0.0 | 27.7 |
| 100.0 | 20.1   |    | 25.9   | 54.0 |     | 0.0 | 0.0   | 35.6 |       | 7.9   |      | 6.5  |    | 5.8  |       | 0.4 | 43.9 |
| 100.0 | 25.5   |    | 16.6   | 57.9 |     | 2.3 | 0.5   | 28.2 |       | 10.8  |      | 7.0  |    | 8.7  |       | 2.5 | 39.9 |
| 100.0 | 31.4   |    | 26.9   | 41.7 |     | 0.3 | 0.0   | 30.2 |       | 11.3  |      | 6.9  |    | 2.8  |       | 0.7 | 47.8 |
| 100.0 | 30.7   |    | 25.0   | 44.3 |     | 0.0 | 0.0   | 28.3 |       | 12.1  |      | 4.9  |    | 3.5  |       | 0.6 | 50.6 |
| 100.0 | 28.4   |    | 25.7   | 45.9 |     | 0.1 | 0.0   | 31.7 |       | 13.0  |      | 5.9  |    | 3.1  |       | 0.6 | 45.4 |
| 100.0 | 25.9   |    | 25.1   | 49.0 |     | 0.1 | 0.0   | 28.2 |       | 15.5  |      | 5.9  |    | 3.2  |       | 0.9 | 46.1 |
| 100.0 | 23.0   |    | 22.0   | 55.0 |     | 0.1 | 0.0   | 26.6 |       | 11.4  |      | 5.2  |    | 2.7  |       | 0.7 | 53.4 |
| 100.0 | 26.3   |    | 17.2   | 56.5 |     | 2.4 | 0.4   | 27.6 |       | 10.1  |      | 8.1  |    | 9.1  |       | 2.3 | 40.0 |
| 100.0 | 30.5   |    | 27.0   | 42.5 |     | 0.3 | 0.2   | 38.4 |       | 12.3  |      | 7.2  |    | 4.3  |       | 0.9 | 38.3 |
| 100.0 | 31.9   |    | 26.5   | 41.6 |     | 0.3 | 0.0   | 30.6 |       | 11.0  |      | 6.7  |    | 3.2  |       | 0.6 | 47.6 |
| 100.0 | 28.3   |    | 25.8   | 45.9 |     | 0.1 | 0.0   | 32.6 |       | 13.2  |      | 5.7  |    | 3.7  |       | 0.6 | 44.0 |
| 100.0 | 25.7   |    | 25.2   | 49.1 |     | 0.1 | 0.0   | 29.2 |       | 15.4  |      | 5.9  |    | 3.9  |       | 0.9 | 44.7 |
| 100.0 | 22.8   |    | 22.3   | 54.9 |     | 0.1 | 0.0   | 27.3 |       | 11.1  |      | 5.3  |    | 2.9  |       | 0.7 | 52.6 |

## ア. 保護廃止理由・受給期間の推移(構成比)

