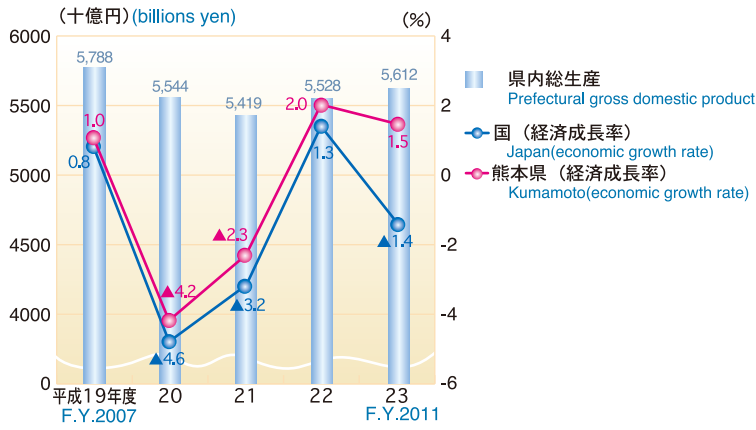
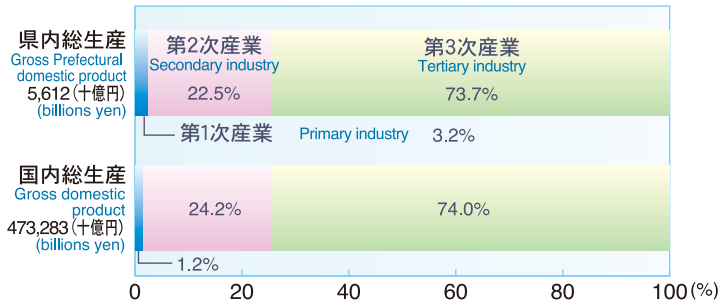


11 総生産 Gross product

● 県内総生産と経済成長率（名目）の推移
Prefectural gross domestic product and economic growth rate(at current prices)



● 国内総生産と県内総生産の産業別構成比（平成23年度）
Comparison ratio of prefectural gross domestic product and gross domestic product by industry(F.Y.2011)

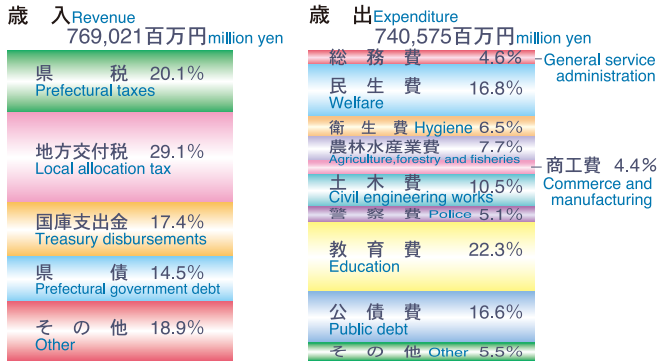


(注) 国の係数は暦年である。
(Note) The country's statistical data for calendar year 2011.

(資料：「県民経済計算報告書」「国民経済計算年報」)
(Source:[Report on Prefectural Accounts][Annual Report on National Accounts])

12 財政 Public Finance

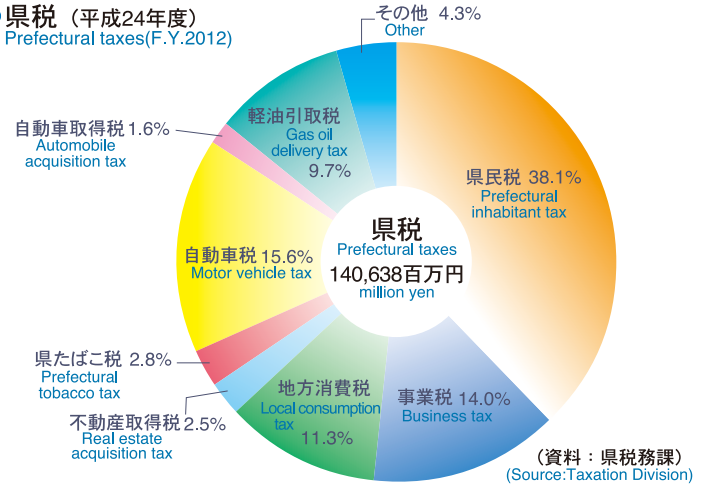
● 県普通会計決算額（平成24年度）
Settled account of ordinary accounts(F.Y.2012)



(注) 県税には地方消費税清算金を含む
(Note) The figures for prefectural taxes include settlement payment of local consumption tax.

(資料：県財政課)
(Source: Finance Division)

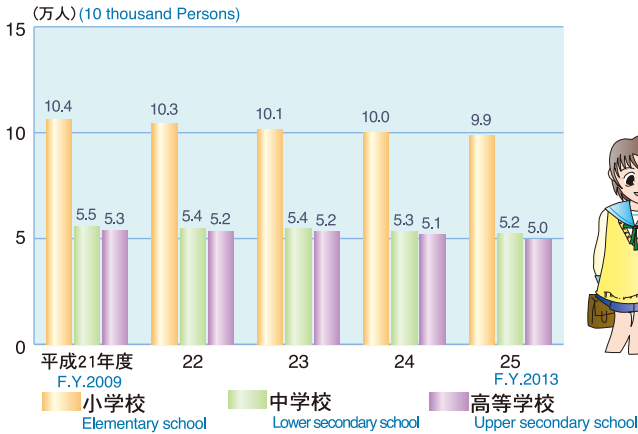
● 県税（平成24年度）
Prefectural taxes(F.Y.2012)



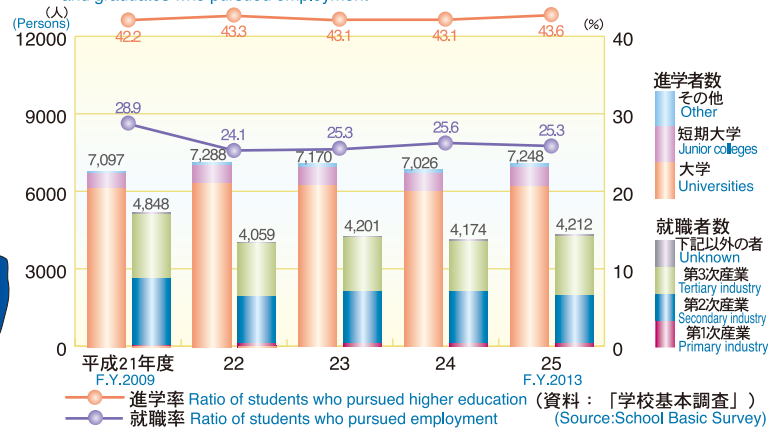
(資料：県税務課)
(Source: Taxation Division)

13 教育 Education

● 児童・生徒数の推移（各年度5月1日現在）
Children and students(As of May 1st of the fiscal year stated)



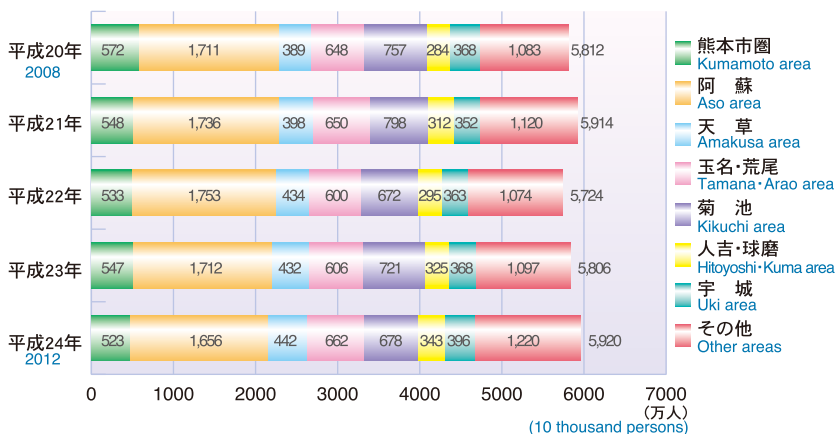
● 高等学校卒業者の進学者数（率）及び就職者数（率）
Percentage of Upper Secondary School graduates who pursued higher education and graduates who pursued employment



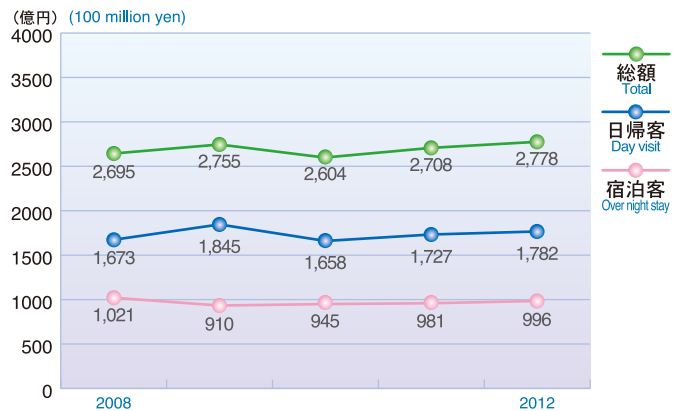
(資料：「学校基本調査」)
(Source: School Basic Survey)

14 観光 Tourism

● 地域別観光客数の推移 Number of tourists according to region



● 観光消費額の推移 Tourist expenditures within the prefecture



(資料：県観光課) (Source: Tourism Division)