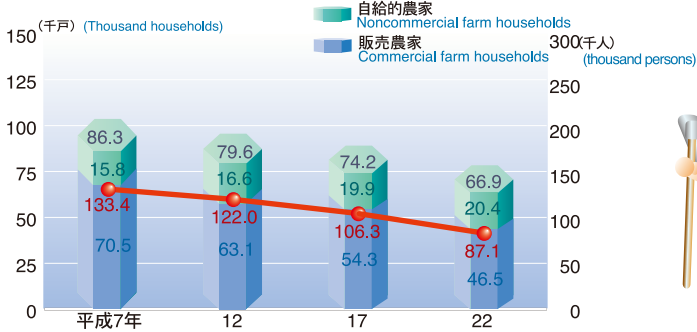


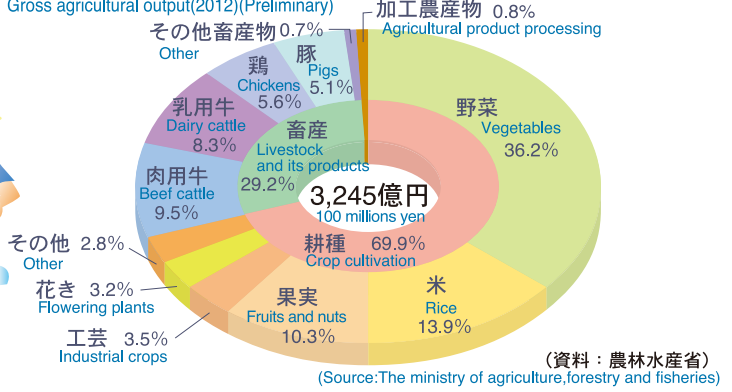
6 農・林・水産業 Agriculture, Forestry and Fisheries

● 農家数の推移 Farm households



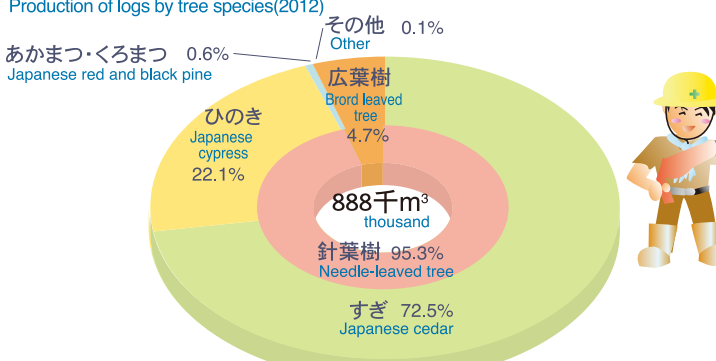
(資料: 「農林業センサス」)
(Source: Census of agriculture and forestry)

● 農業産出額 (平成24年) (速報) Gross agricultural output(2012) (Preliminary)



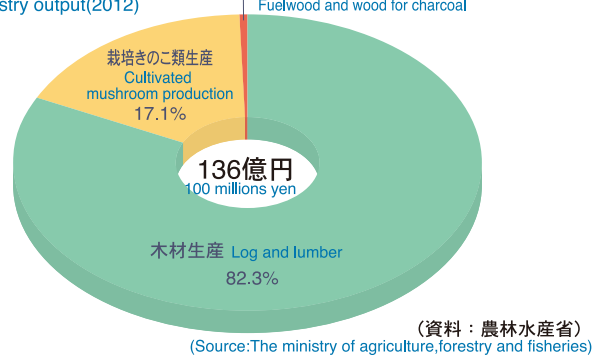
(資料: 農林水産省)
(Source: The ministry of agriculture, forestry and fisheries)

● 樹種別素材生産量 (平成24年) Production of logs by tree species(2012)



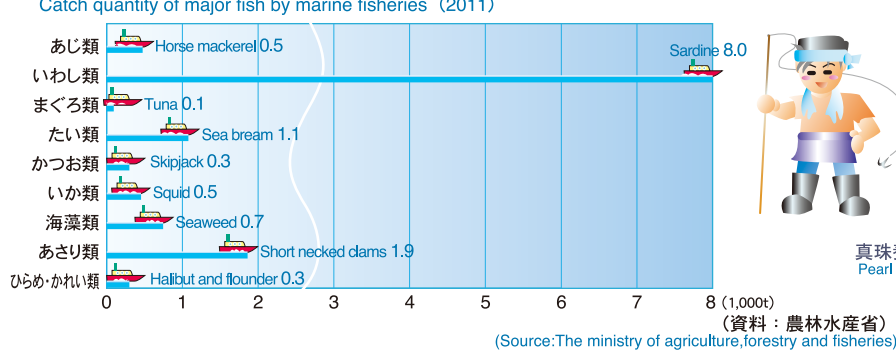
(資料: 農林水産省)
(Source: The ministry of agriculture, forestry and fisheries)

● 林業産出額 (平成24年) Gross Forestry output(2012)



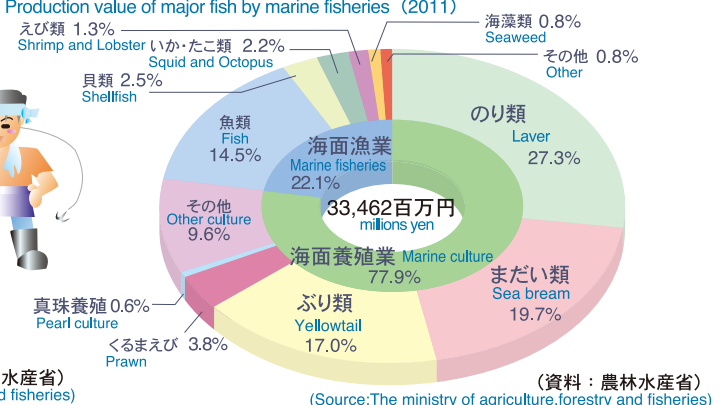
(資料: 農林水産省)
(Source: The ministry of agriculture, forestry and fisheries)

● 海面漁業の主要魚種別漁獲量 (平成23年) Catch quantity of major fish by marine fisheries (2011)



(資料: 農林水産省)
(Source: The ministry of agriculture, forestry and fisheries)

● 主な漁種別生産額 (平成23年) Production value of major fish by marine fisheries (2011)



(資料: 農林水産省)
(Source: The ministry of agriculture, forestry and fisheries)

● 主な農産物 Principal agricultural products 全国シェア 第1位 The 1st in national market share

<p>● い草 (Rush)</p> <p>H25 (速報) 11.6千t 2013(Preliminary)</p> <p>全国シェア 98.3% Throughout Japan</p>	<p>● すいか (Watermelon)</p> <p>H24 55.5千t 2012</p> <p>全国シェア 15.0% Throughout Japan</p>	<p>● 葉たばこ (Leaf tobacco)</p> <p>H24 2.9千t 2012</p> <p>全国シェア 14.5% Throughout Japan</p>	<p>● トマト (Tomato)</p> <p>H24 104.3千t 2012</p> <p>全国シェア 14.4% Throughout Japan</p>	<p>● 宿根カスミソウ (Baby's breath)</p> <p>H24 23,700千本 2012</p> <p>全国シェア 39.9% Throughout Japan</p>
<p>● デコポン (Decopon citrus fruit)</p> <p>H23 15.8千t 2011</p> <p>全国シェア 35.2% Throughout Japan</p>	<p>● なつみかん (Natsumikan)</p> <p>H23 9.7千t 2011</p> <p>全国シェア 26.0% Throughout Japan</p>	<p>● くり (Chestnut)</p> <p>H24 2.8千t 2012</p> <p>全国シェア 22.3% (第2位) Throughout Japan (The 2nd)</p>	<p>● トルコギキョウ (Prairie gentian)</p> <p>H24 10,600千本 2012</p> <p>全国シェア 10.4% (第2位) Throughout Japan (The 2nd)</p>	<p>● しょうが (Ginger)</p> <p>H24 6.9千t 2012</p> <p>全国シェア 12.6% (第2位) Throughout Japan (The 2nd)</p>
<p>● なす (Eggplant)</p> <p>H24 30.6千t 2012</p> <p>全国シェア 9.3% (第2位) Throughout Japan (The 2nd)</p>	<p>● メロン (Melon)</p> <p>H24 26.5千t 2012</p> <p>全国シェア 15.0% (第3位) Throughout Japan (The 3rd)</p>	<p>● いちご (Strawberry)</p> <p>H24 12.1千t 2012</p> <p>全国シェア 7.4% (第3位) Throughout Japan (The 3rd)</p>	<h3>● 主な水産物 Principal marine products</h3>	
<p>● このしろ (Herring)</p> <p>H24 1,541t 2012</p> <p>全国シェア 24.6% (第1位) Throughout Japan (The 1st)</p>	<p>● くらまえばい(養殖) (Prawn culture (marine culture))</p> <p>H24 302t 2012</p> <p>全国シェア 18.9% (第3位) Throughout Japan (The 3rd)</p>	<p>● あさり類 (Shortnecked clam)</p> <p>H24 1,167t 2012</p> <p>全国シェア 4.3% (第4位) Throughout Japan (The 4th)</p>	<p>● まだい(養殖) (Sea breams (marine culture))</p> <p>H24 8,154t 2012</p> <p>全国シェア 14.4% (第2位) Throughout Japan (The 2nd)</p>	<p>● ふぐ類(養殖) (Globefish culture (marine culture))</p> <p>H24 547t 2012</p> <p>全国シェア 13.1% (第2位) Throughout Japan (The 2nd)</p>
<p>● 真珠(養殖) (pearl culture)</p> <p>H24 591kg 2012</p> <p>全国シェア 3.0% (第4位) Throughout Japan (The 4th)</p>	<p>● 板のり (Laver as dried square sheet)</p> <p>H24 1,184百万枚 2012</p> <p>全国シェア 13.4% (第4位) Throughout Japan (The 4th)</p>			