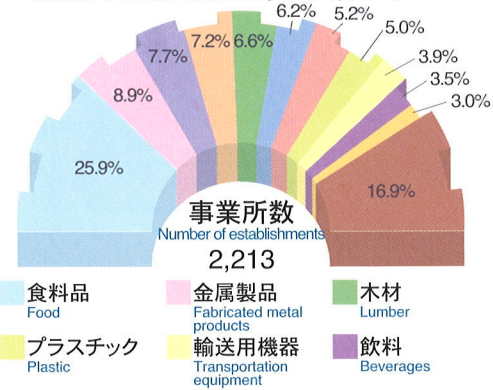
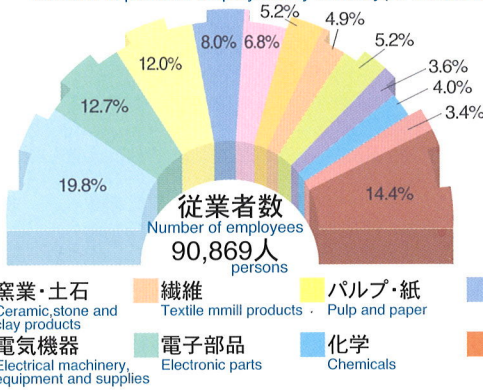


7 工業 Manufacturing

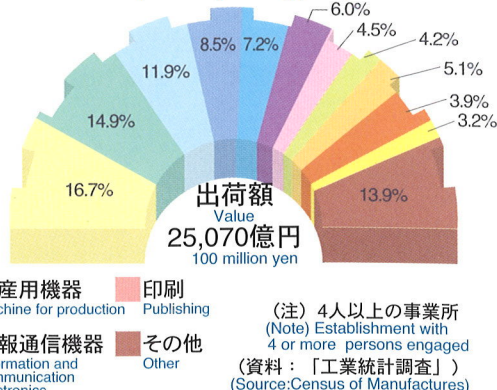
● 産業分類別事業所数 (平成22年)
Number of establishments by industry(2010)



● 産業分類別従業者数 (平成22年)
Number of persons employees by industry(2010(葉家わ))



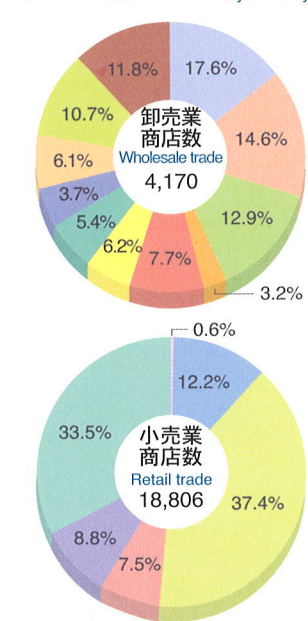
● 産業分類別製造品出荷額等 (平成21年)
Value of shipments by industry(2009)



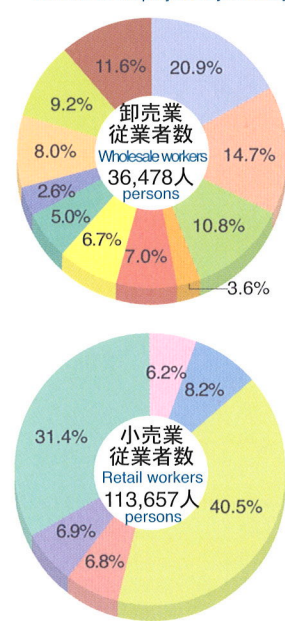
(注) 4人以上の事業所 (Note) Establishment with 4 or more persons engaged
(資料:「工業統計調査」)
(Source:Census of Manufactures)

8 商業 Domestic Trade

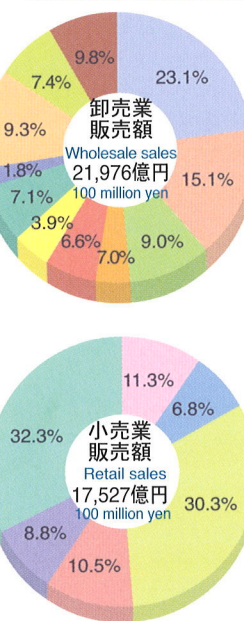
● 産業分類別商店数 (平成19年)
Number of establishments by industry(2007)



● 産業分類別従業者数 (平成19年)
Number of employees by industry(2007)



● 産業分類別年間商品販売額 (平成19年)
Total sales of merchandise during the year by industry(2007)

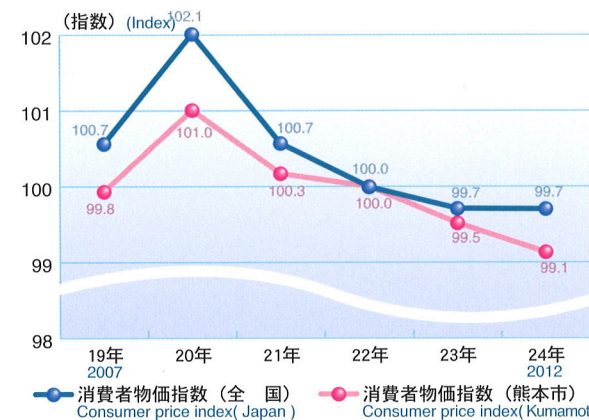


(注) 飲食店を除く (Note) Excluding eating and drinking places

(資料:「商業統計調査」)
(Source:Census of Commerce)

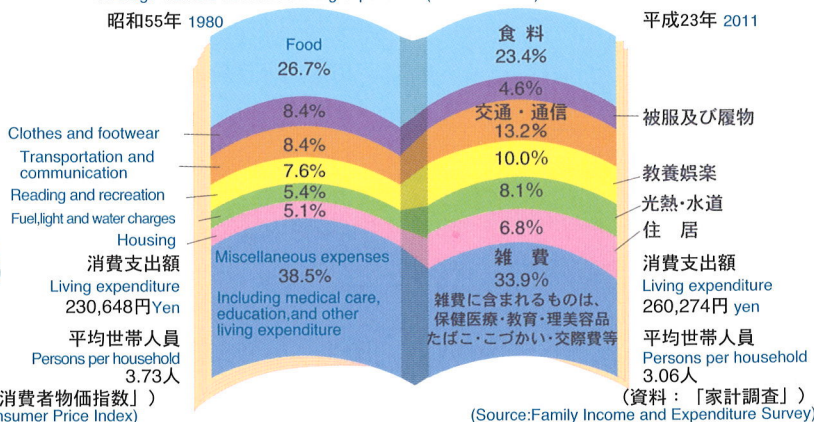
9 生活 Standard of Living

● 消費者物価指数の推移 (平成22年=100) Consumer price index(2010=100)



(資料:「消費者物価指数」)
(Source:Consumer Price Index)

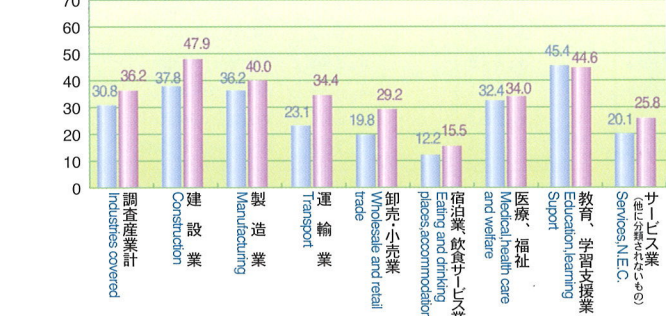
● 家計消費支出 (熊本市勤労者世帯1か月平均:単身世帯を除く)
Average workers household living expenditure(Kumamoto-shi)



(資料:「家計調査」)
(Source:Family Income and Expenditure Survey)

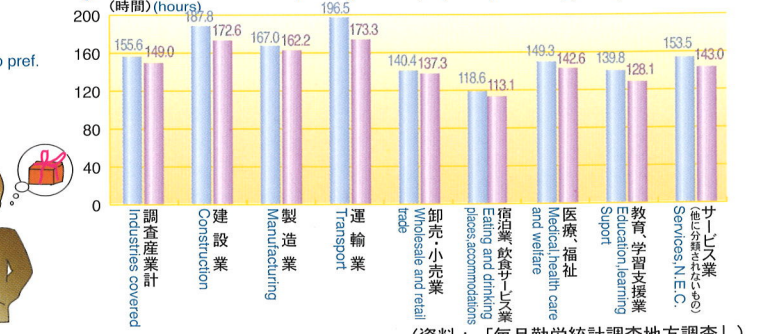
10 労働 Labour

● 産業別常用労働者1人平均月間現金給与額 (平成23年)
Average monthly cash earnings per regular employee by industry(2011)



(注) 常用労働者30人以上の事業所 (Note) Establishments with 30 or more regular employees

● 産業別常用労働者1人平均月間総実労働時間数 (平成23年)
Average monthly hours worked per regular employee by industry(2011)



(資料:「毎月労働統計調査(地方調査)」)
(Source:Monthly Labour Survey, Prefectural Survey)