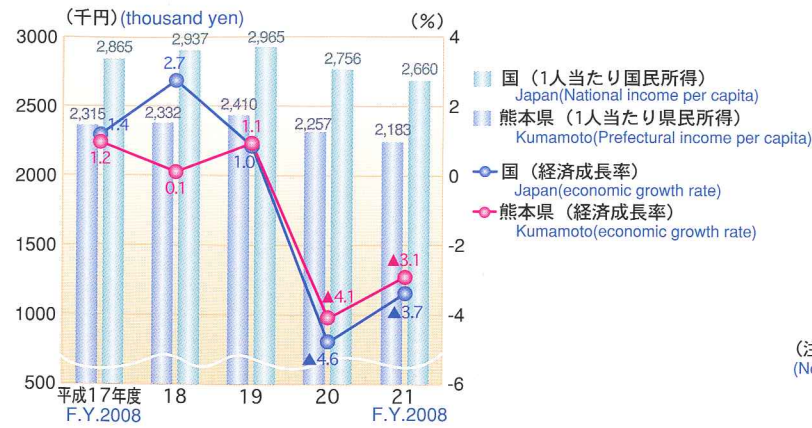
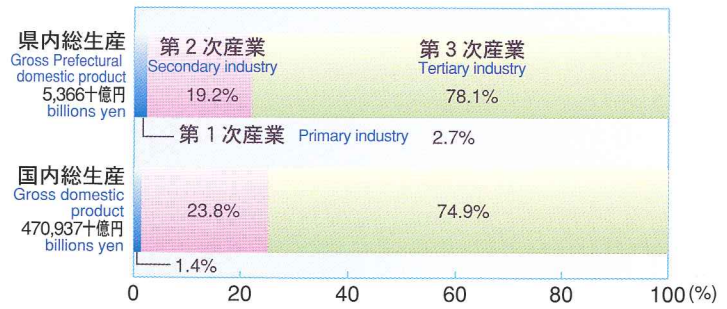


11 所得 Income

1 人当たり県(国)民所得と経済成長率(名目)の推移
Prefectural and National income per capita and economic growth rate(at current prices)



国内総生産と県内総生産(平成21年度)
Comparison of prefectural gross domestic product and gross domestic product(F.Y.2008)

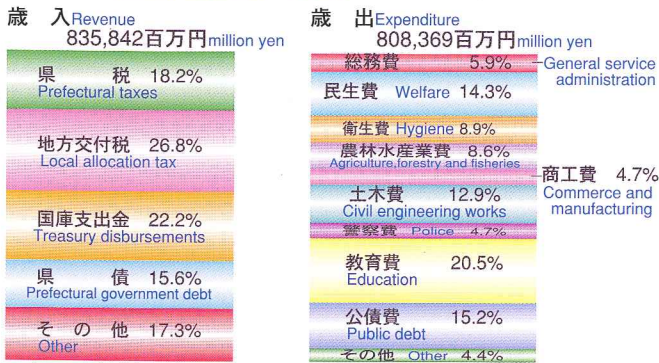


(注) 国の係数は暦年である。
(Note) The country's statistical data for calendar year 2006.

(資料:「県経済計算報告書」「国民経済計算年報」)
(Source:[Report on Prefectural Accounts][Annual Report on National Accounts])

12 財政 Public Finance

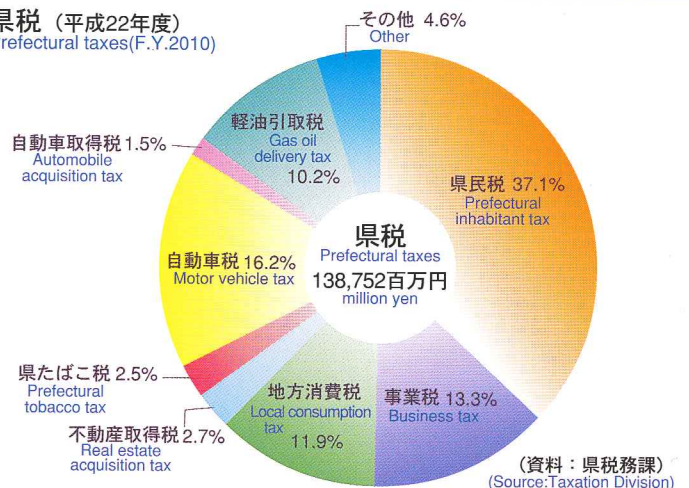
県普通会計決算額(平成22年度)
Settled account of ordinary accounts(F.Y.2010)



(注) 県税には地方消費税清算金を含む
(Note) The figures for prefectural taxes include settlement payment of local consumption tax.

(資料: 県財政課)
(Source: Finance Division)

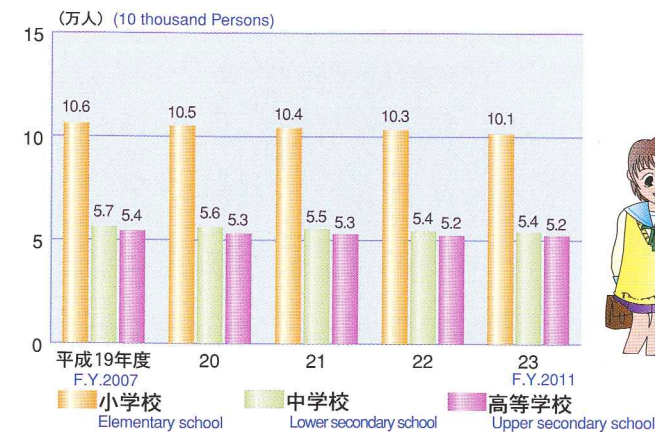
県税(平成22年度)
Prefectural taxes(F.Y.2010)



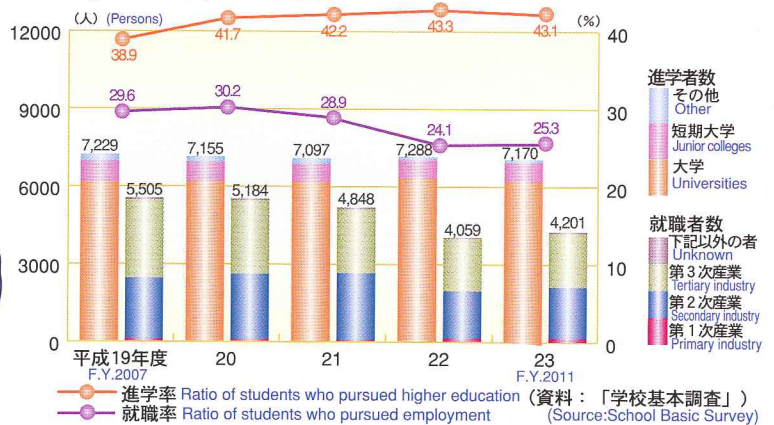
(資料: 県税務課)
(Source: Taxation Division)

13 教育 Education

児童・生徒数の推移(各年度5月1日現在)
Children and students(As of May 1st of the fiscal year stated)



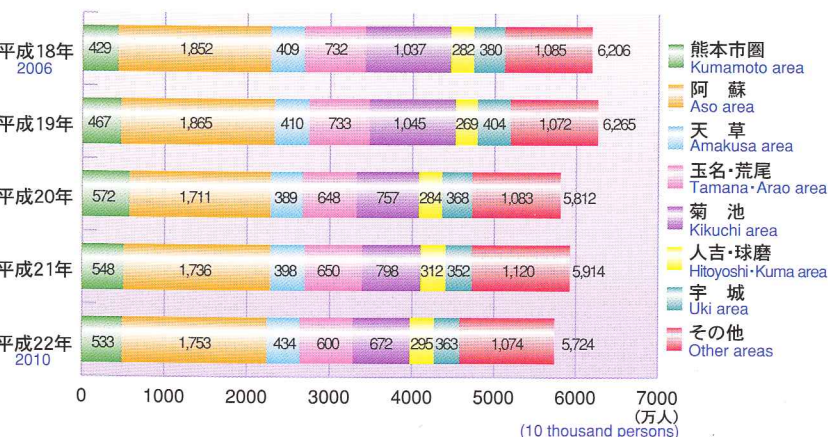
高等学校卒業者の進学者数(率)及び就職者数(率)
Percentage of Upper Secondary School graduates who pursued higher education and graduates who pursued employment



(資料:「学校基本調査」)
(Source: School Basic Survey)

14 観光 Tourism

地域別観光客数の推移 Number of tourists according to region



観光消費額の推移 Tourist expenditures within the prefecture



(資料: 県観光交流国際課)
(Source: Tourism and International Exchange Division)