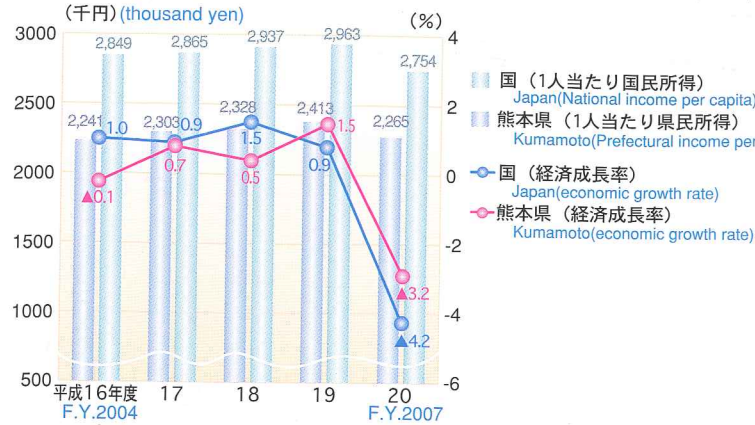
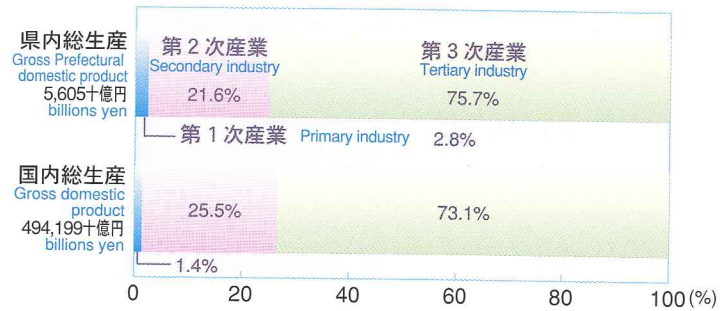


11 所得 Income

● 1人当たり県(国)民所得と経済成長率(名目)の推移
Prefectural and National income per capita and economic growth rate(at current prices)



● 国内総生産と県内総生産(平成20年度)
Comparison of prefectural gross domestic product and gross domestic product(F.Y.2007)

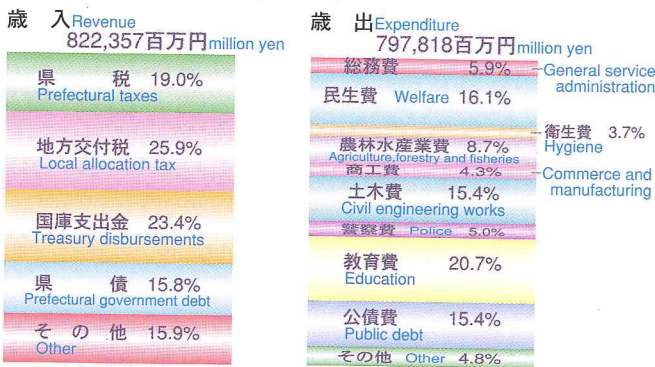


(注) 国の係数は暦年である。
(Note) The country's statistical data for calendar year 2006.

(資料: 「県民経済計算報告書」「国民経済計算年報」)
(Source: [Report on Prefectural Accounts][Annual Report on National Accounts])

12 財政 Public Finance

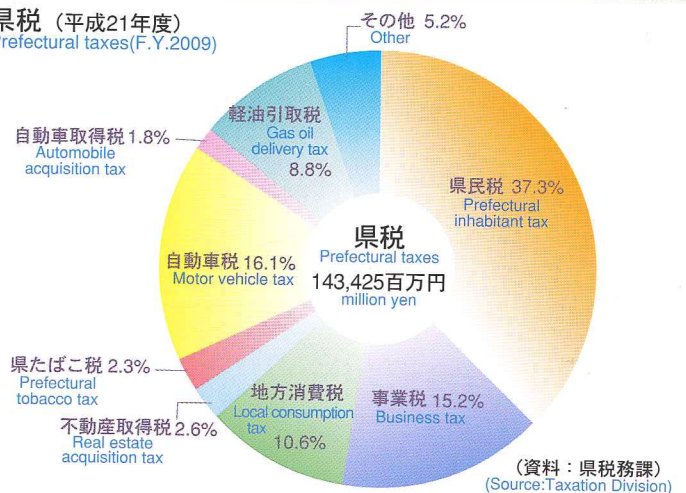
● 県普通会計決算額(平成21年度)
Settled account of ordinary accounts(F.Y.2009)



(注) 県税には地方消費税清算金を含む
(Note) The figures for prefectural taxes include settlement payment of local consumption tax.

(資料: 県財政課)
(Source: Finance Division)

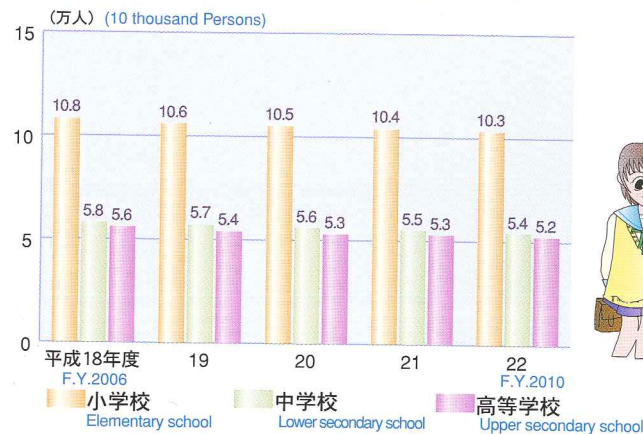
● 県税(平成21年度)
Prefectural taxes(F.Y.2009)



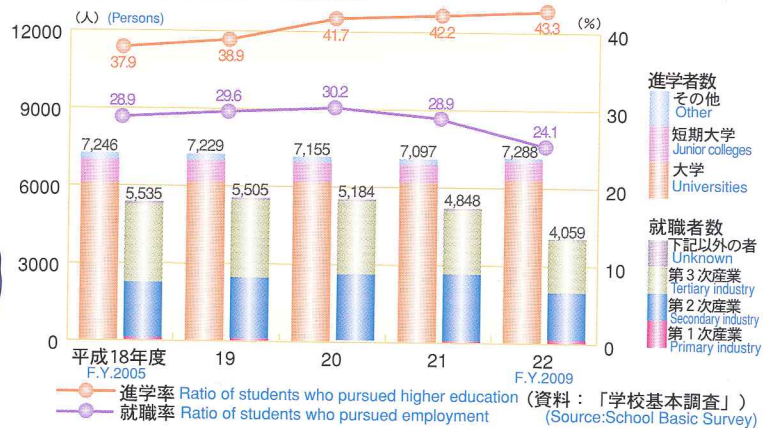
(資料: 県税務課)
(Source: Taxation Division)

13 教育 Education

● 児童・生徒数の推移(各年度5月1日現在)
Children and students(As of May 1st of the fiscal year stated)



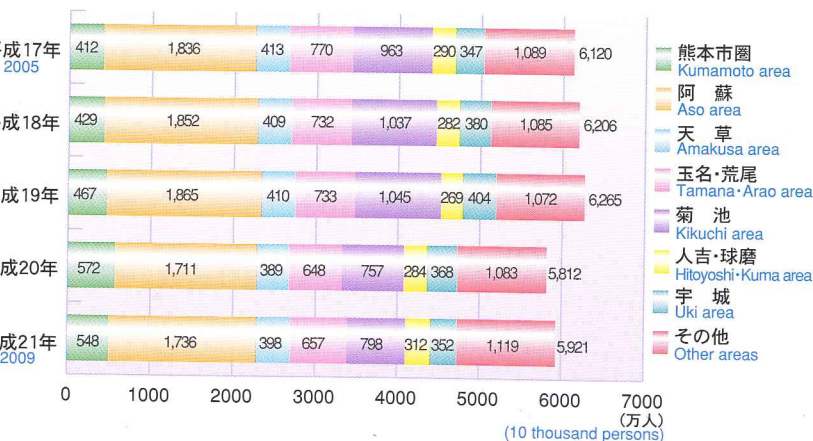
● 高等学校卒業者の進学者数(率)及び就職者数(率)
Percentage of Upper Secondary School graduates who pursued higher education and graduates who pursued employment



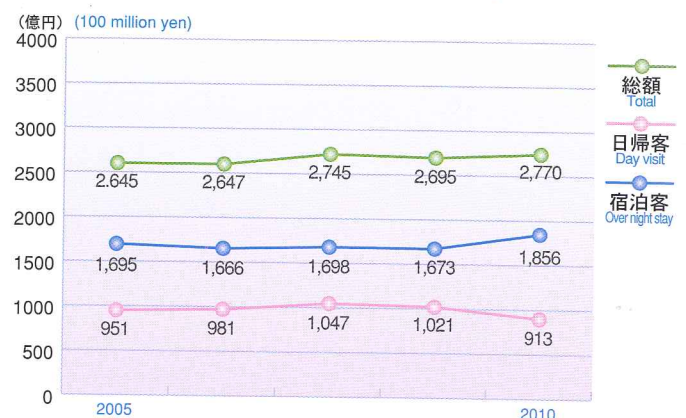
(資料: 「学校基本調査」)
(Source: School Basic Survey)

14 観光 Tourism

● 地域別観光客数の推移 Number of tourists according to region



● 観光消費額の推移 Tourist expenditures within the prefecture



(資料: 県観光交流国際課)
(Source: Tourism and International Exchange Division)