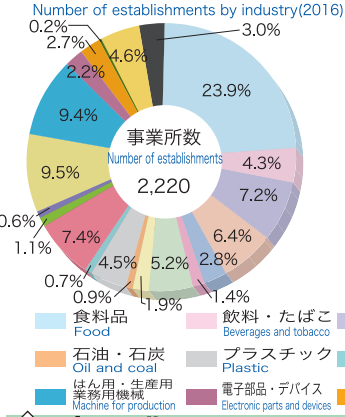
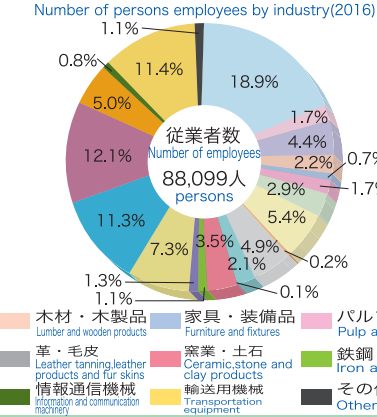


7 工業 Manufacturing

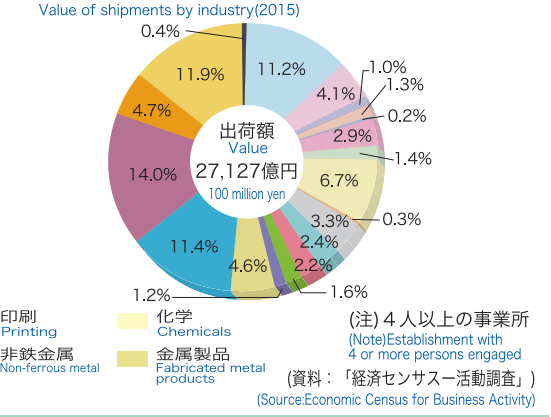
● 産業分類別事業所数(平成28年)



● 産業分類別従業者数(平成28年)

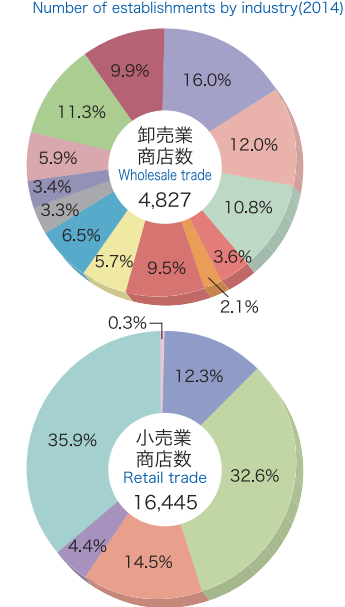


● 産業分類別製造品出荷額等(平成27年)

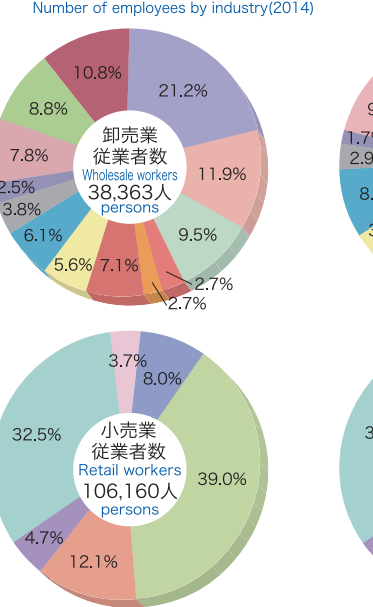


8 商業 Domestic Trade

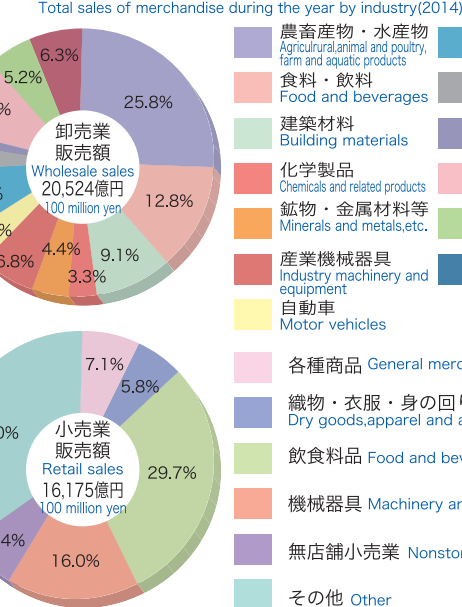
● 産業分類別商店数(平成26年)



● 産業分類別従業者数(平成26年)



● 産業分類別年間商品販売額(平成26年)



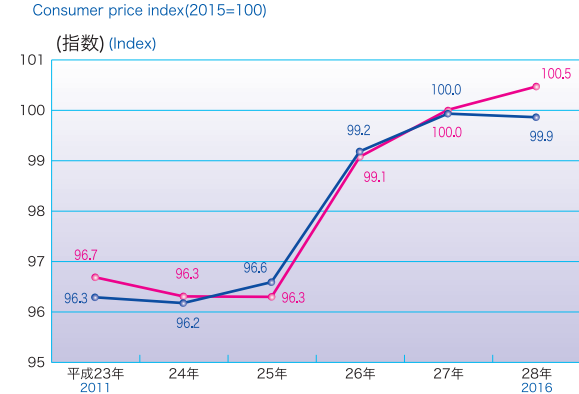
- 農畜産物・水産物 Agricultural animal and poultry, farm and aquatic products
- 食品・飲料 Food and beverages
- 建築材料 Building materials
- 化学製品 Chemicals and related products
- 鉱物・金属材料等 Minerals and metals, etc.
- 産業機械器具 Industry machinery and equipment
- 自動車 Motor vehicles
- 各種商品 General merchandise
- 繊維・衣服・身の回り品 Dry goods, apparel and accessories
- 飲食物品 Food and beverages
- 機械器具 Machinery and equipment
- 無店舗小売業 Nonstore retailers
- その他 Other
- 電気機械器具 Electrical machinery, equipment and supplies
- その他の機械器具 Miscellaneous machinery and equipment
- 家具・建具・じゅう器等 Furniture, fixtures and house furnishings, etc.
- 医薬品・化粧品等 Drugs and toiletries, etc.
- 他に分類されない卸売業 Other products not classified elsewhere
- その他 Other

(注) 飲食店を除く (Note) Excluding eating and drinking places

(資料: 「商業統計調査」) (Source: Census of Commerce)

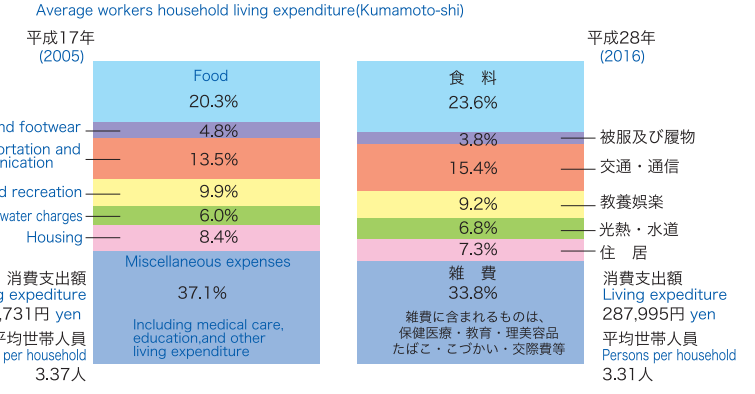
9 生活 Standard of Living

● 消費者物価指数の推移(平成27年=100)



消費者物価指数(全国) Consumer price index(Japan) (資料: 「消費者物価指数」) (Source: Consumer Price Index)

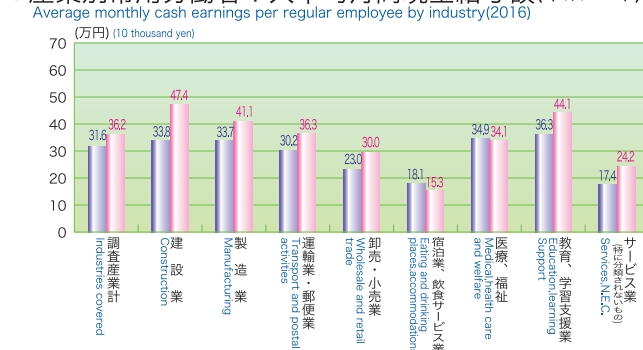
● 家計消費支出(熊本市動労者世帯1か月平均: 単身世帯を除く)



(資料: 「家計調査」) (Source: Family Income and Expenditure Survey)

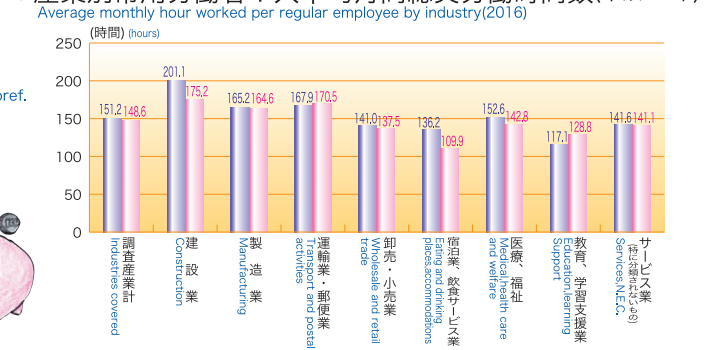
10 労働 Labour

● 産業別常用労働者1人平均月間現金給与額(平成28年)



(注) 常用労働者30人以上の事業所 (Note) Establishment with 30 or more regular employees

● 産業別常用労働者1人平均月間総実労働時間数(平成28年)



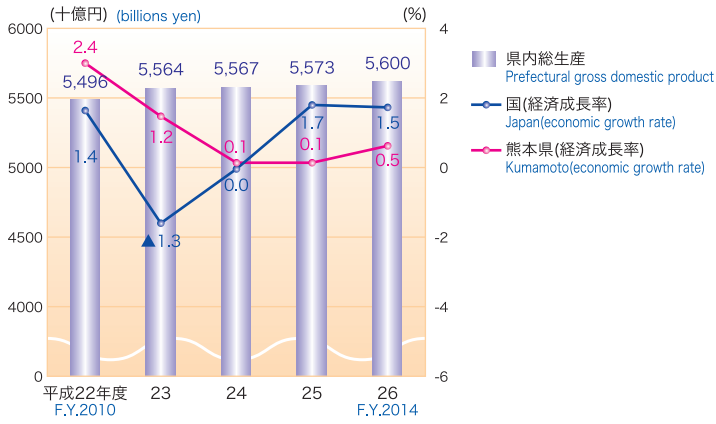
(資料: 「毎月労働統計調査地方調査」) (Source: Monthly Labour Survey, Prefectural Survey)



11 総生産 Gross product

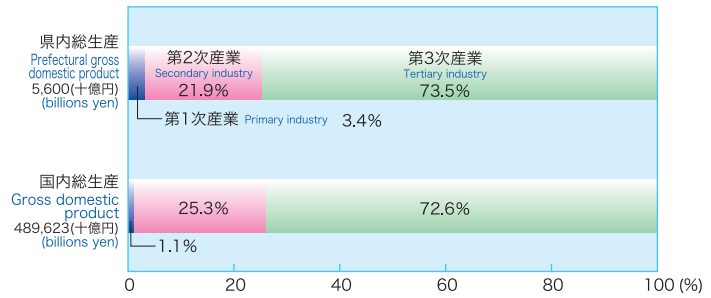
● 県内総生産と経済成長率(名目)の推移

Prefectural gross domestic product and economic growth rate(at current prices)



● 国内総生産と県内総生産の産業別構成比(平成26年度)

Comparison ratio of prefectural gross domestic product and gross domestic product by industry(F.Y.2014)



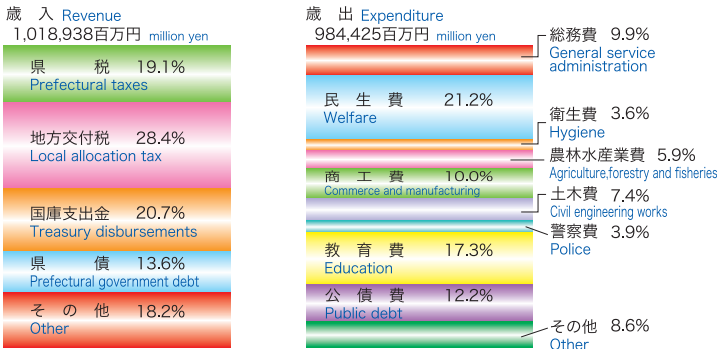
(注) 国の係数は暦年である。
(Note) The country's statistical data for calendar year 2014

(資料:「県民経済計算報告書」「国民経済計算年報」)
(Source:[Report on Prefectural Accounts][Annual Report on National Accounts])

12 財政 Public Finance

● 県普通会計決算額(平成28年度)

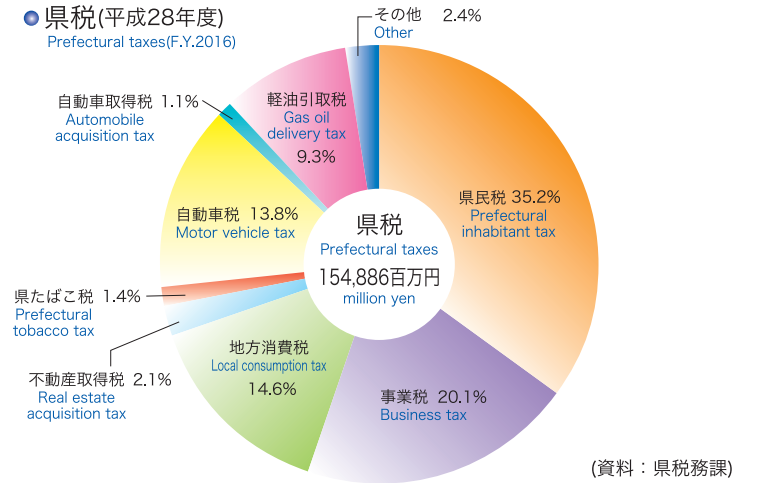
Settled account of ordinary accounts(F.Y.2016)



(注) 県税には地方消費税清算金を含む
(Note) The figures for prefectural taxes include settlement payment of local consumption tax.

● 県税(平成28年度)

Prefectural taxes(F.Y.2016)

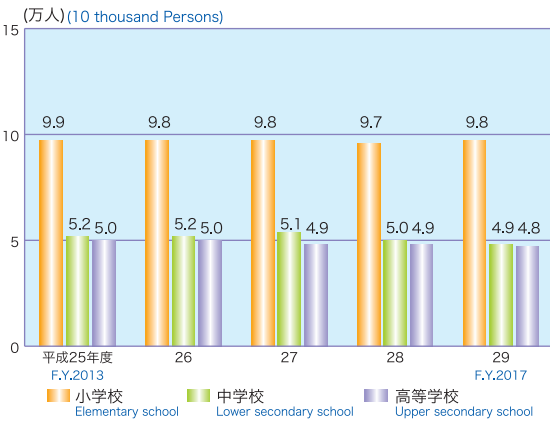


(資料: 県税務課)
(Source: Taxation Division)

13 教育 Education

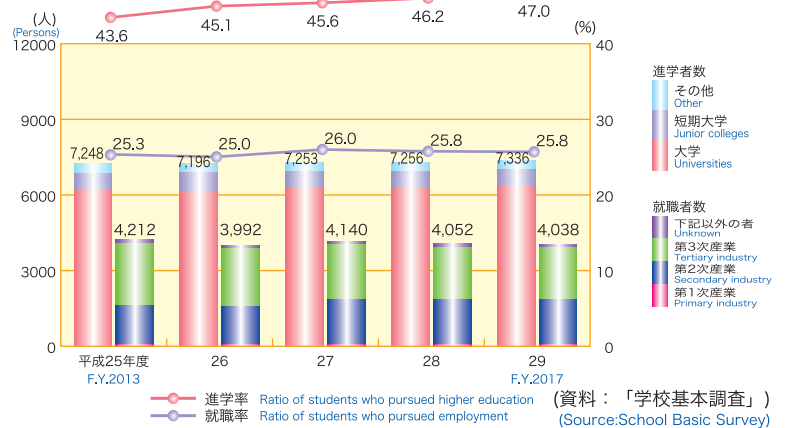
● 児童・生徒数の推移(各年度5月1日現在)

Children and students(As of May 1st of the fiscal year stated)



● 高等学校卒業者の進学者数(率)及び就職者数(率)

Percentage of Upper Secondary School graduates who pursued higher education and graduates who pursued employment

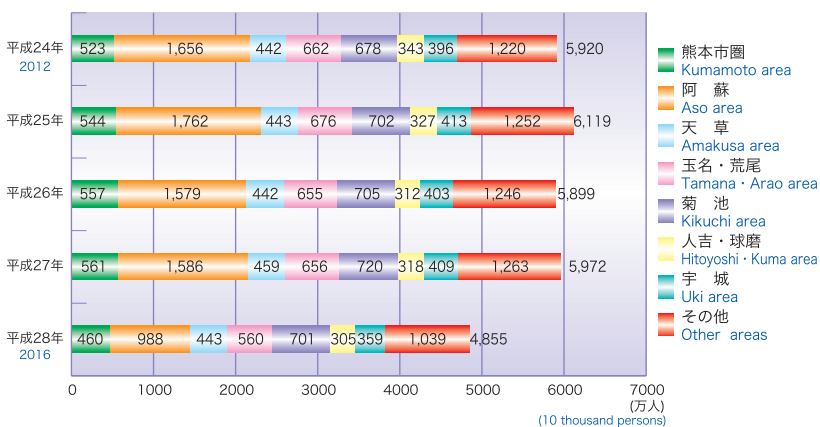


(資料:「学校基本調査」)
(Source: School Basic Survey)

14 観光 Tourism

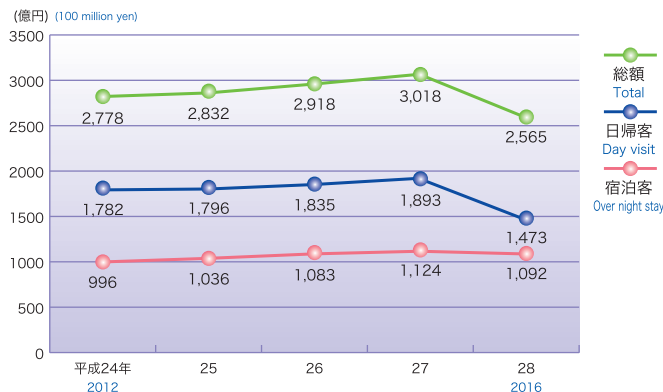
● 地域別観光客数の推移

Number of tourists according to region



● 観光消費額の推移

Tourist expenditures within the prefecture



(資料: 県観光物産課)
(Source: Tourism and Local Product Division)